


06 Downlights Fixed LED>The SMD Dark Light Range

## 10109D/B/C



9W Dark Light LED Downlight .

Supplied with 300mA non-dimmable LED driver.

Complies with standard EN60598-1 and any other specific standards.



### Downloads



### Dimensions



### Gallery






### Physical Specification


Item Group	06 Downlights Fixed LED
Family	The SMD Dark Light Range
Order Code	10109D/B/C
Colour	Black
Material	Die Cast
Shape	Circular
Height	50mm

Diameter	120mm
Cutout Hole Diameter	110mm
Recessed Ceiling	Yes
Depth Required	70mm
Indoor	Yes
Adjustable	No


## Electrical Characteristics

Gear	External-Included
Fitting + Driver	
Input Voltage	220-240V
50 Hz	Yes
60 Hz	Yes
Safety Class	
Power(Watts)	9W
IP Rating	IP20
Light Source	LED built in
Dimmable	No
F Mark	

Fitting	
Input Type	Constant Current
Input Current	300mA
Voltage	28V
Safety Class	
Power(Watts)	8,1W
IP Rating	IP20
Light Source	LED built in
LED Type	SMD 2835

LED Brand	Sanan
Gear	
Gear Type	Led Driver
Input Voltage	220-240V
50 Hz	Yes
60 Hz	Yes
Power(Watts)	7,5-12,6W
Power Factor	0,9
Constant Current	Yes
300mA	25-42V
IP Rating	IP20
Safety Class	
Dimmable	No
Ambient Temp	-30? ~ +50?
Housing Material	Plastic
Brand	Lifud

#### Illumination Data

Colour Temperature	4000K
Lumen Output	765lm
Light Efficiency	85lm/W
CRI	90
Beam Angle	100°
Illumination Diagram	
Dark Light	Yes

#### Packing Info

Box Length	15cm
Box Width	7cm

Box Height	13cm
Box Weight	0.358kg
Pcs/Carton	50
Barcode	5291889060697
HS Code	9405413990

#### Certification & Warranty

Warranty	2 years
----------	---------

switch to  
**one light!**

one  
LIGHT

