

06 Downlights Fixed LED>Floating Round Panels Range Adjustable Cut Out Hole

**10110CE/W**



10W Downlight LED, IP20

Complete with 250mA driver.

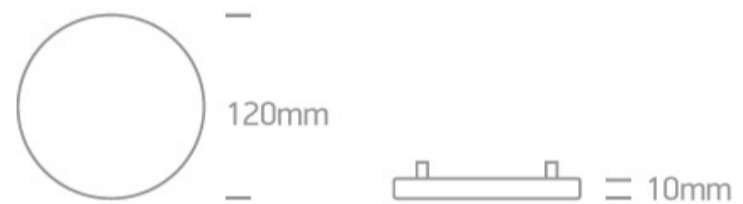
Complies with standard EN60598-1 and any other specific standards.



Downloads



Dimensions



Gallery






Physical Specification


Item Group	06 Downlights Fixed LED
Family	Floating Round Panels Range Adjustable Cut Out Hole
Order Code	10110CE/W
Material	Aluminium
Diffuser Material	PC
Shape	Circular
Height	10mm

Diameter	120mm
Cutout Hole Diameter	60mm-100mm
Recessed Ceiling	Yes
Depth Required	40mm
Indoor	Yes
Adjustable	No


## Electrical Characteristics

Gear	External-Included
Fitting + Driver	
Input Voltage	220-240V
50 Hz	Yes
60 Hz	Yes
Safety Class	
Power(Watts)	10W
IP Rating	IP20
Light Source	LED built in
Dimmable	No
F Mark	

Fitting	
Input Type	Constant Current
Input Current	250mA
Voltage	38V
Safety Class	
Power(Watts)	9,5W
IP Rating	IP20
Light Source	LED built in
LED Type	SMD 4014

LED Brand	Zhaochi
Gear	
Gear Type	Led Driver
Input Voltage	220-240V
50 Hz	Yes
60 Hz	Yes
Power(Watts)	7,5-10,5W
Power Factor	0,5
Constant Current	Yes
250mA	30-42V
IP Rating	IP20
Safety Class	
Dimmable	No
Housing Material	Plastic
Output Terminal	Cable
Brand	Eaglerise

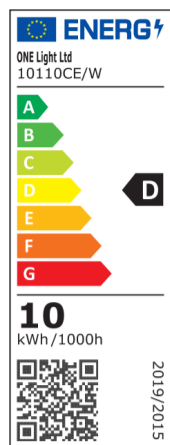
#### Illumination Data

Colour Temperature	3000K
Lumen Output	1150lm
Light Efficiency	115lm/W
CRI	80
Illumination Diagram	

#### Packing Info

Box Weight	0.202kg
Pcs/Carton	40
Barcode	5291889066422
HS Code	9405413990

## Energy Label



Energy Class

D

Energy Consumption

10kWh/1000h

## Certification & Warranty

Warranty

2 years

switch to  
**one light!**

one  
LIGHT

