

06 Downlights Fixed LED>Dark Light Downlights

10113A/W/W



13W COB LED recessed downlight, IP20.

Complete with 350mA driver.

Complies with standard EN60598-1 and any other specific standards.



Downloads



Dimensions



Gallery



Physical Specification

Item Group

06 Downlights Fixed LED

Family

Dark Light Downlights

Order Code

10113A/W/W

Colour

White

Material

Aluminium

Shape



Circular


Height

114mm

Diameter	110mm
Cutout Hole Diameter	95mm
Recessed Ceiling	Yes
Depth Required	130mm
Indoor	Yes
Adjustable	No

Electrical Characteristics

Gear	External-Included
Fitting + Driver	
Input Voltage	100-240V
50 Hz	Yes
60 Hz	Yes
Safety Class	
Power(Watts)	15W
IP Rating	IP20
Light Source	LED built in
Dimmable	No
F Mark	

Fitting	
Input Type	Constant Current
Input Current	350mA
Voltage	40V
Safety Class	
Power(Watts)	14W
IP Rating	IP20
Light Source	LED built in
LED Type	COB
LED Brand	Cree

Gear

Gear Type

Led Driver

Input Voltage

100-240V

50 Hz

Yes

60 Hz

Yes

Power(Watts)

8-16W

Power Factor

0,9

Constant Current

Yes

350mA

23-46v

IP Rating

IP20

Safety Class



Dimmable

No

Ambient Temp

50°C

Operating Temp

80°C

Housing Material

Plastic

Output Terminal

Cable

Brand

Eaglerise

Illumination Data

Colour Temperature

3000K

Lumen Output

1000lm

Light Efficiency

66,67lm/W

CRI

80

Beam Angle

50°

Illumination Diagram



Dark Light

Yes

Packing Info

Box Length	13,5cm
Box Width	13,5cm
Box Height	14,5cm
Box Weight	0,59kg
Pcs/Carton	20
Barcode	5291889032656
HS Code	9405409900

Certification & Warranty

Warranty	3 Years
Weee Directive	Yes

switch to
one light!

one
LIGHT

