

06 Downlights Fixed LED>The COB Downlight Range Die Cast

**10160CA/W/W**



60W LED recessed downlight, IP20. Ideal for general lighting applications.

Complete with 1500mA driver.

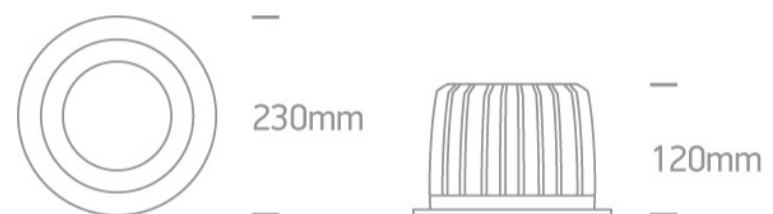
Complies with standard EN60598-1 and any other specific standards.



Downloads



Dimensions



Gallery



Physical Specification

Item Group

06 Downlights Fixed LED

Family

The COB Downlight Range Die Cast

Order Code

10160CA/W/W

Colour

White

Material

Die Cast

Shape



Circular


Height

120mm

Diameter	230mm
Cutout Hole Diameter	210mm
Recessed Ceiling	Yes
Depth Required	160mm
Indoor	Yes
Adjustable	No

## Electrical Characteristics

Gear	External-Included
Fitting + Driver	
Input Voltage	220-240V
50 Hz	Yes
60 Hz	Yes
Safety Class	
Power(Watts)	60W
IP Rating	IP20
Light Source	LED built in
Dimmable	No
F Mark	

Fitting	
Input Type	Constant Current
Input Current	1500mA
Voltage	35,4V
Safety Class	
Power(Watts)	58,6W
IP Rating	IP20
Light Source	LED built in
LED Type	COB
LED Brand	Epistar

## Gear

Gear Type

Led Driver

Input Voltage

220-240V

50 Hz

Yes

60 Hz

Yes

Power(Watts)

37,5-63W

Power Factor

0,9

Constant Current

Yes

1500mA

25-42V

IP Rating

IP20

Safety Class



Dimmable

No

Ambient Temp

45°C

Operating Temp

85°C

Housing Material

Plastic

Output Terminal

Cable

Brand

Lifud

Protection

Short Circuit and Overload

## Illumination Data

Colour Temperature

3000K

Lumen Output

5400lm

Light Efficiency

90lm/W

CRI

80

Beam Angle

60°

Illumination Diagram



## Packing Info

Box Length	23,5cm
Box Width	11,5cm
Box Height	23,5cm
Box Weight	1,4Kg
Pcs/Carton	10
Barcode	5291889052074
HS Code	9405409900

#### Certification & Warranty

Warranty	2 Years
Average Lifetime	30000hrs
Weee Directive	Yes

switch to  
**one light!**

one  
LIGHT

