

13 Wall & Ceiling LED>The SMD Cylinders Aluminium

## 12115LD/W/W



15W SMD LED ceiling downlight, ideal for residential and commercial illumination.

Complete with non-dimmable LED driver.

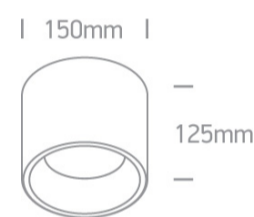
Complies with standard EN60598-1 and any other specific standards.



### Downloads





### Dimensions



### Physical Specification

Item Group	13 Wall & Ceiling LED
Family	The SMD Cylinders Aluminium
Order Code	12115LD/W/W
Colour	White
Material	Aluminium
Shape	Circular
Height	125mm
Diameter	150mm
Surface Ceiling	Yes
Indoor	Yes
Adjustable	No

Gear	Built In
Fitting + Driver	
Input Voltage	220-240V
50 Hz	Yes
60 Hz	Yes
Safety Class	
Power(Watts)	15W
IP Rating	IP20
Light Source	LED built in
Dimmable	No
F Mark	

Fitting	
Input Type	Constant Current
Input Current	350mA
Voltage	42V
Power(Watts)	14,7W
IP Rating	IP20
Light Source	LED built in
LED Type	SMD 2835
LED Brand	Samsung

Gear	
Gear Type	Led Driver
Input Voltage	220-240V
50 Hz	Yes
60 Hz	Yes
Power(Watts)	9,5-14,7W
Power Factor	0,9


Constant Current
350mA
IP Rating
Safety Class
Dimmable
Housing Material

Yes
27-42V
IP20

No
Plastic

#### Illumination Data

Colour Temperature
Lumen Output
Light Efficiency
CRI
Beam Angle
Illumination Diagram
Dark Light

3000K
1280lm
85,33lm/W
80
90°

Yes

#### Packing Info

Box Weight
Pcs/Carton
Barcode
HS Code

0.738kg
18
5291889060994
9405409900

#### Certification & Warranty

Warranty

3 Years

Weee Directive

Yes

switch to  
**one light!**

one  
LIGHT

