

21 Industrial & Floodlights>The High Power IP65 LED Range Double

38236M/C



IP65 LED fitting to replace T8 IP65 traditional waterproof fluorescent. Stainless steel clips included. Polycarbonate body and diffuser.

Supplied with non-dimmable LED driver.


Complies with standard EN60598-1 and any other specific standards.



Downloads



Dimensions



Gallery





Physical Specification

| | |
|-------------------|--------------------------------------|
| Item Group | 21 Industrial & Floodlights |
| Family | The High Power IP65 LED Range Double |
| Order Code | 38236M/C |
| Colour | Grey |
| Material | PC |
| Diffuser Material | PC |
| Shape | Rectangular |

| | |
|-----------------|--------|
| Length | 1215mm |
| Width | 113mm |
| Height | 80mm |
| Surface Ceiling | Yes |
| Surface Wall | Yes |
| Indoor | Yes |
| Outdoor | Yes |
| Adjustable | No |
| IK Rating | 8 |

Electrical Characteristics

| Gear | Built In |
|------------------|---|
| Fitting + Driver | |
| Input Voltage | 220-240V |
| 50 Hz | Yes |
| 60 Hz | Yes |
| Safety Class |  |
| Power(Watts) | 60W |
| IP Rating | IP65 |
| Light Source | LED built in |
| Dimmable | No |
| F Mark |  |


| Fitting | |
|---------------|------------------|
| Input Type | Constant Current |
| Input Current | 1450mA |
| Voltage | 40V |
| Power(Watts) | 58W |
| IP Rating | IP65 |
| Light Source | LED built in |

| | |
|------------|-----------|
| LED Type | SMD 2835 |
| LED Brand | Everlight |
| LED Number | 176 |

Gear

| | |
|------------------|---|
| Gear Type | Led Driver |
| Input Voltage | 220-240V |
| 50 Hz | Yes |
| 60 Hz | Yes |
| Power(Watts) | 39-61W |
| Power Factor | 0,9 |
| Constant Current | Yes |
| 1450mA | 27-42V |
| IP Rating | IP20 |
| Safety Class |  |
| Dimmable | No |
| Housing Material | Plastic |
| Output Terminal | Connector |
| Brand | Lifud |

Illumination Data

| | |
|----------------------|---|
| Colour Temperature | 4000K |
| Lumen Output | 6000lm |
| Light Efficiency | 100lm/W |
| CRI | 80 |
| Illumination Diagram |  |

Packing Info

| | |
|------------|-------|
| Box Length | 122cm |
| Box Width | 8,3cm |

| | |
|------------|---------------|
| Box Height | 11,7cm |
| Box Weight | 1,7Kg |
| Pcs/Carton | 6 |
| Barcode | 5291889055006 |
| HS Code | 9405104090 |

Certification & Warranty

| | |
|----------------|---------|
| Warranty | 3 Years |
| Weee Directive | Yes |

switch to
one light!

one
LIGHT

