

13 Wall & Ceiling LED > Outdoor Wall Cylinders Up & down beam

67138/B/W



2x6W Outdoor Wall Cylinder, IP54.

Complete with driver.

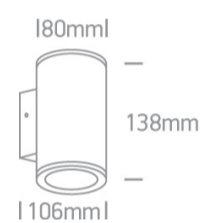
Complies with standard EN60598-1 and any other specific standards.



Downloads






Dimensions




Physical Specification

Item Group	13 Wall & Ceiling LED
Family	Outdoor Wall Cylinders Up & down beam
Order Code	67138/B/W
Colour	Black
Material	Die Cast
Shape	Circular
Height	138mm
Diameter	80mm
Surface Wall	Yes
Indoor	Yes
Outdoor	Yes


Gear		Built In	
Fitting + Driver			
Input Voltage		220-240V	
50 Hz		Yes	
60 Hz		Yes	
Safety Class			
Power(Watts)		2x6W	
IP Rating		IP54	
Light Source		LED built in	
Dimmable		No	
F Mark			

Fitting			
Input Type		Constant Current	
Input Current		500mA	
Voltage		20V	
Safety Class			
Power(Watts)		10W	
IP Rating		IP54	
Light Source		LED built in	
LED Type		COB	
LED Brand		Cree	

Gear			
Gear Type		Led Driver	
Input Voltage		220-240V	
50 Hz		Yes	
60 Hz		Yes	
Power(Watts)		6-12W	

Power Factor	0,5
Constant Current	Yes
500mA	12-24V
IP Rating	IP20
Safety Class	
Dimmable	No
Ambient Temp	50°C
Operating Temp	70°C
Brand	Eaglerise

Illumination Data

Colour Temperature	3000K
Lumen Output	2x440lm
Light Efficiency	73,33lm/W
CRI	80
Beam Angle	35°
Illumination Diagram	

Packing Info

Box Length	12cm
Box Width	9cm
Box Height	15cm
Box Weight	0.725kg
Pcs/Carton	12
Barcode	5291889060253
HS Code	9405409900

Warranty

2 Years

Weee Directive

Yes

switch to
one light!

one
LIGHT

