

# INSTALLATION MANUAL

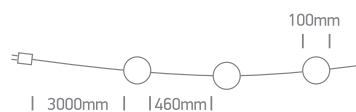
0998

LED  
BUILT IN



CE EAC UK

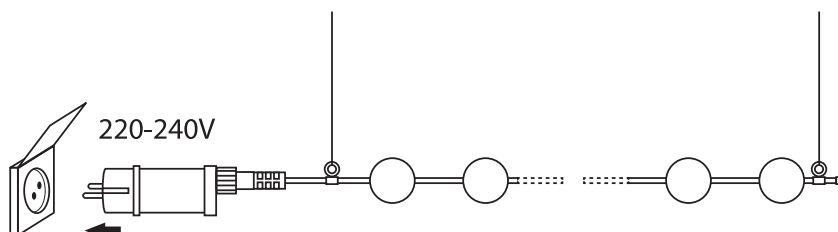
RoHS  
COMPLIANT



230V/24V | 6X1W | IP65 | Plastic | Total length 650cm

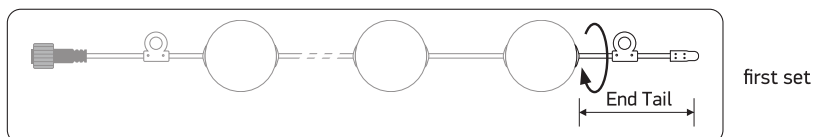


one  
LIGHT

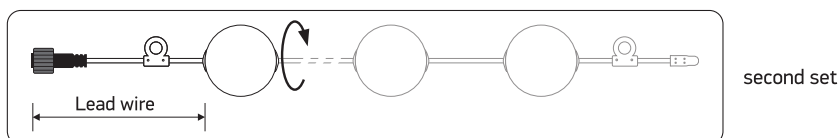


Maximum two sets can be connected together

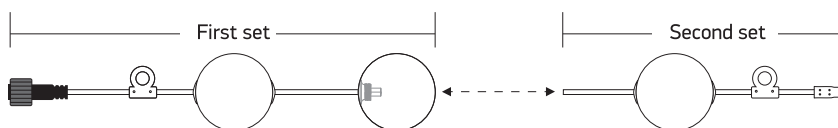
Step 1: Unscrew and remove the end tail of the first set.



Step 2: Unscrew and remove the lead wire and first ball of the second set.



Step 3: Connect the first set to the second set.



## Warnings:

1. Make sure that the product is installed properly before connecting to electricity.
2. Do not cover the fitting.
3. Maintenance and installation should only be carried out by a professional electrician.

[www.1-light.eu](http://www.1-light.eu)