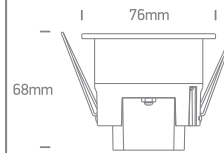
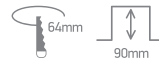


INSTALLATION MANUAL

22008MP



230V | 800W | IP20

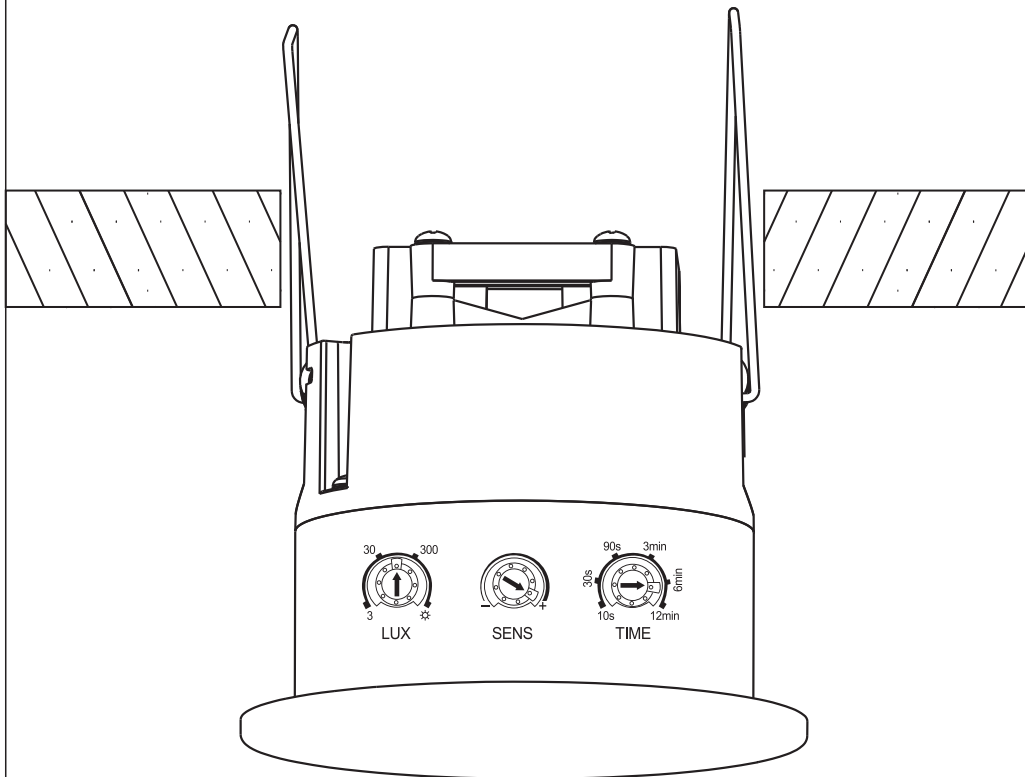
Recessed microwave motion & presence sensor

Time Delay: 10sec ± 3sec to 12min ± 1 min (adjustable)

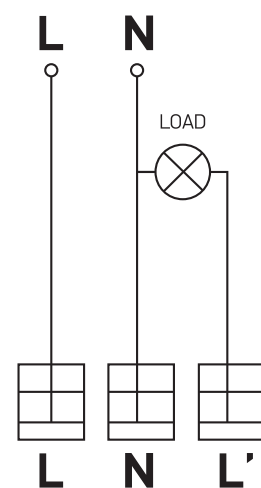
Ambient Light: <3-2000lux (adjustable)

Installation height: 2-4m

INSTALLATION

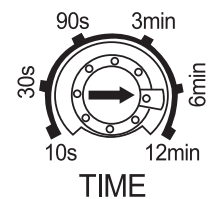


WIRING DIAGRAM



TEST:

- Turn the LUX knob clockwise to the maximum ☀. Turn the SENS knob clockwise to the maximum (+). Turn the TIME knob anti-clockwise to the minimum (10s).
- Between 3 and 4 meters, motion is detected. Within 3 meters, presence is detected.
- When the sensor detects motion or presence, it will restart the timer.
- Turn LUX knob anti-clockwise on the minimum (3). If the ambient light is less than 3LUX (darkness), the inductor load will work when it detects motion or presence.



Note:

When testing in daylight, please turn LUX knob to ☀ position, otherwise the sensor lamp could not work!

Warnings:

1. Make sure that the product is installed properly before connecting to electricity.
2. Do not cover the fitting.
3. Maintenance and installation should only be carried out by a professional electrician.