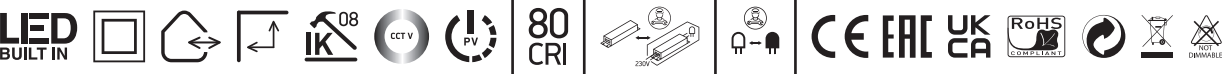
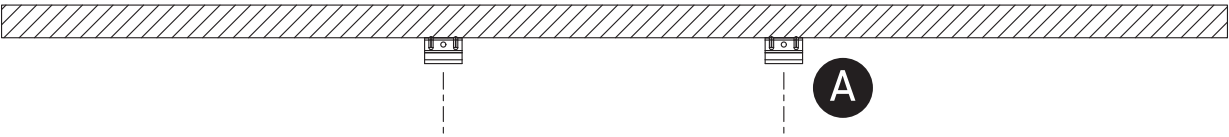


INSTALLATION MANUAL

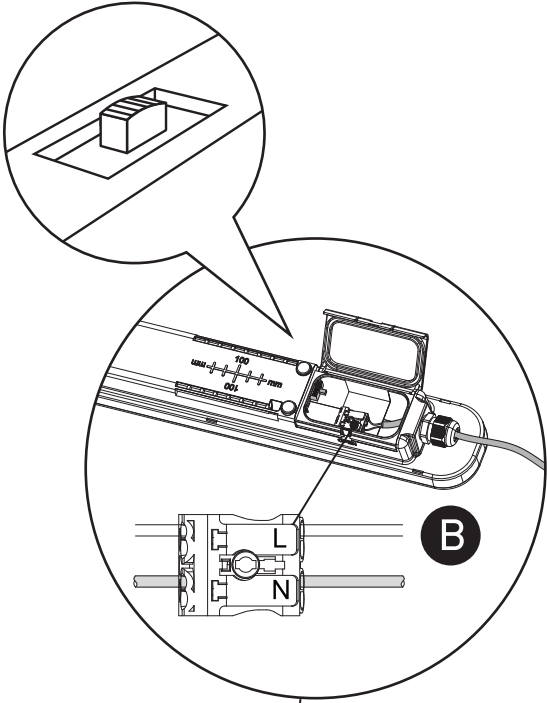
38150N/V



230V | SMD LED | CCT V | 48W PV | IP65 | PC
Complete with PV driver / Stainless steel clips.

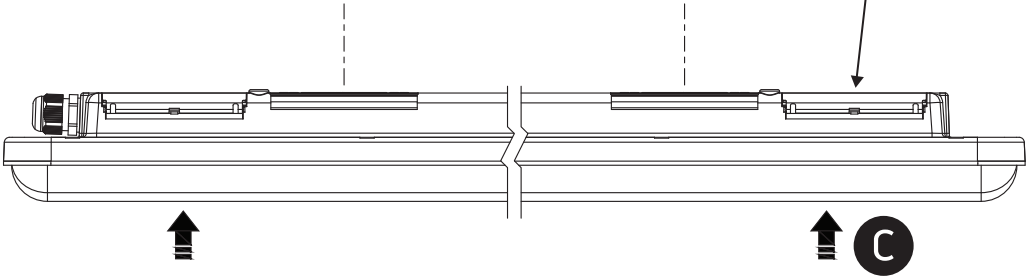
A diagram of the LED strip light showing a length of 1500mm and a width of 70mm. A detail of the end connector shows a width of 60mm.

CCT VARIABLE
SWITCH



Power Selection (On Driver)

		1	2
ON	27W 200mA	○	○
↑	35W 250mA	○	●
□	40W 300mA	●	○
↓	48W 350mA	●	●



Warnings:

- 1. Make sure that the product is installed properly before connecting to electricity.
- 2. Do not cover the fitting.
- 3. Maintenance and installation should only be carried out by a professional electrician.