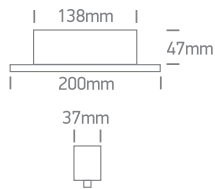


INSTALLATION MANUAL

42102AL/./V

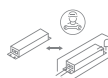
LED
BUILT IN



12W | SMD LED | CCT V | 48V DC | IP20 | Aluminium

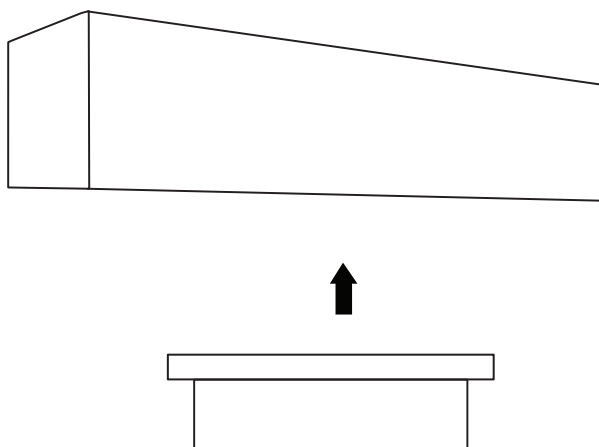
90
CRI

MAXI
✓

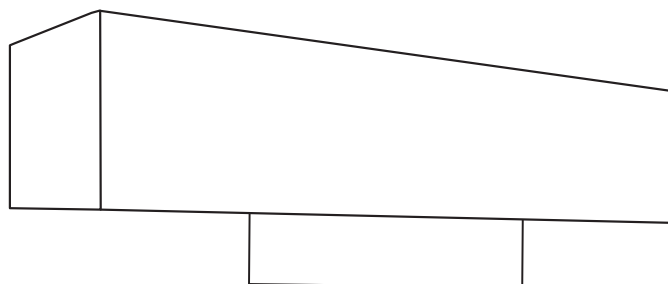


one
LIGHT

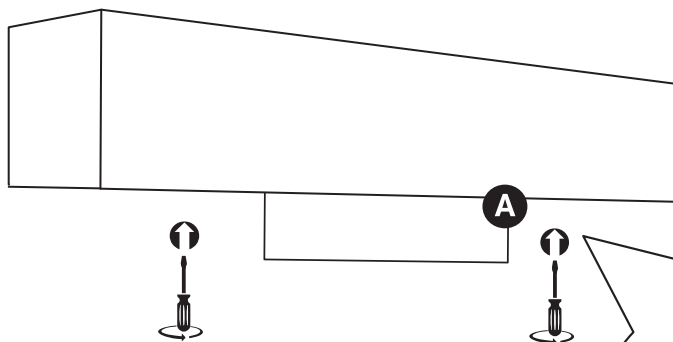
1



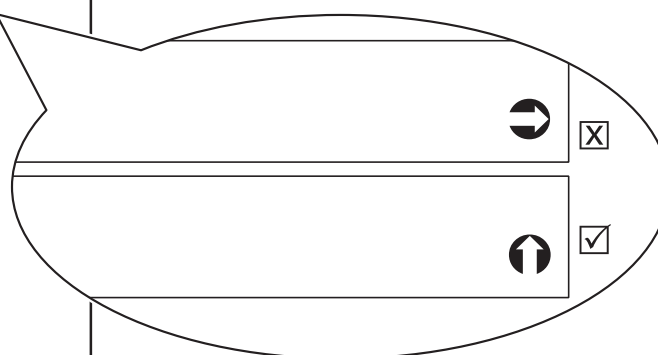
2



3



Rotate tab **A** clockwise 90° to lock the fitting into the profile.



Warnings:

1. Make sure that the product is installed properly before connecting to electricity.
2. Do not cover the fitting.
3. Maintenance and installation should only be carried out by a professional electrician.

www.1-light.eu