

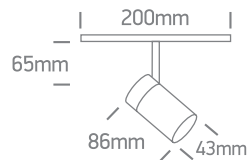
# INSTALLATION MANUAL

42110/..V

LED  
BUILT IN

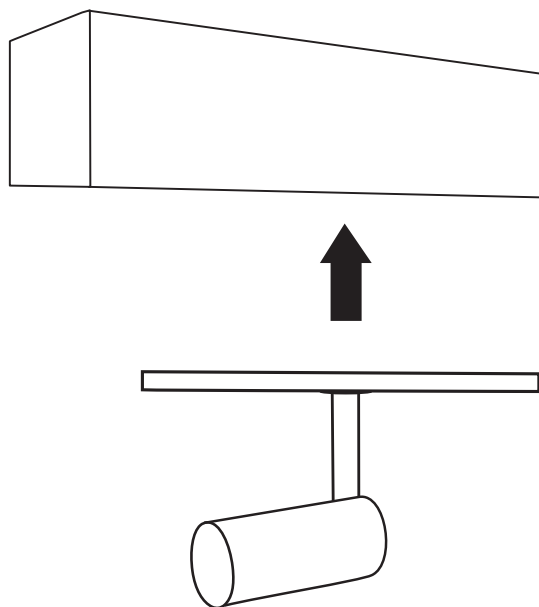


48V DC | COB | CCT V | 8W | IP20 | Aluminium

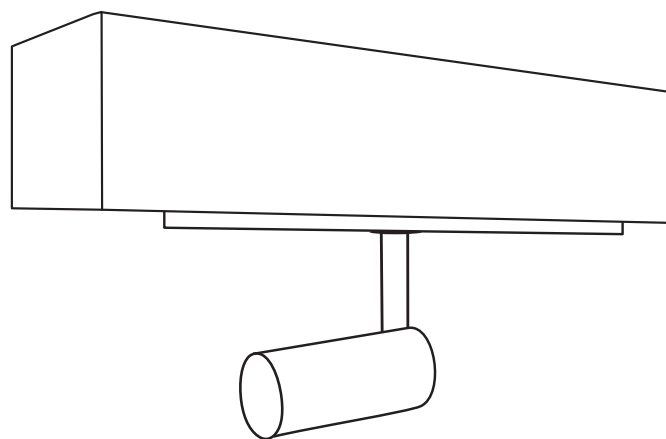


one  
LIGHT

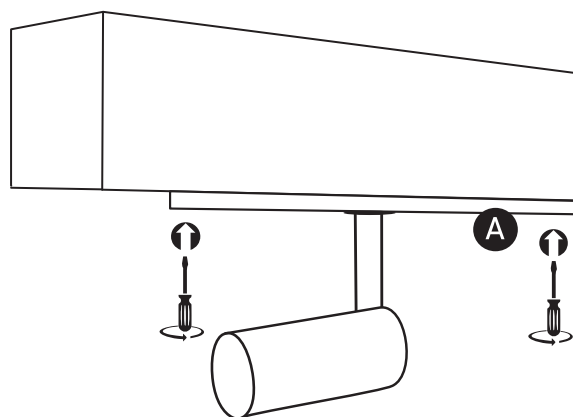
1



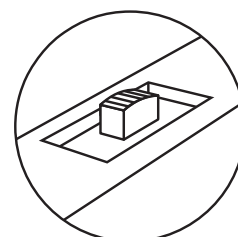
2



3



Rotate tab **A** 90° to lock the fitting into the profile.



CCT VARIABLE  
SWITCH



## Warnings:

1. Make sure that the product is installed properly before connecting to electricity.
2. Do not cover the fitting.
3. Maintenance and installation should only be carried out by a professional electrician.