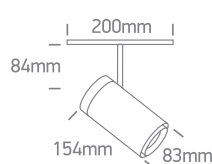


INSTALLATION MANUAL

42114C/./V

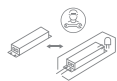
LED
BUILT IN



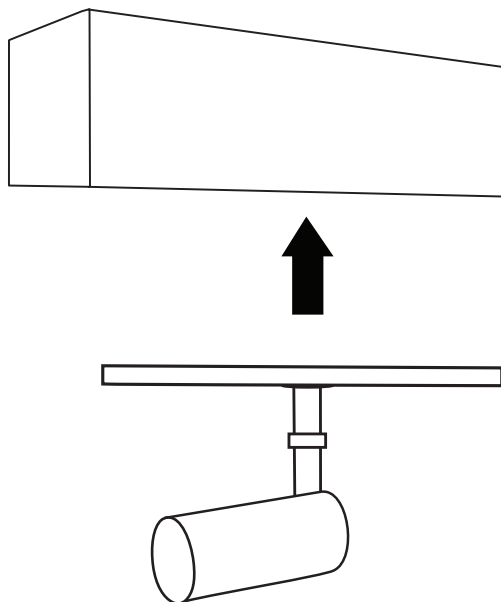
one
LIGHT

30W | COB | CCT V | 48V DC | IP20 | Aluminium

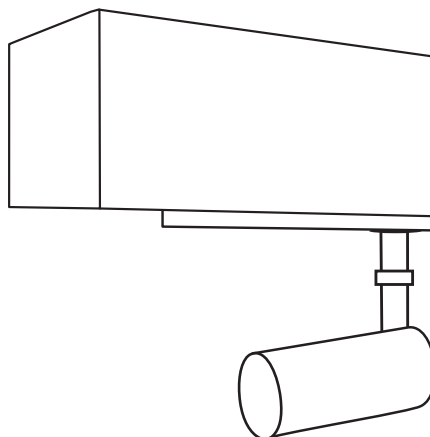
MINI	MIDI	MAXI	P&P
✓	✓	✓	✓



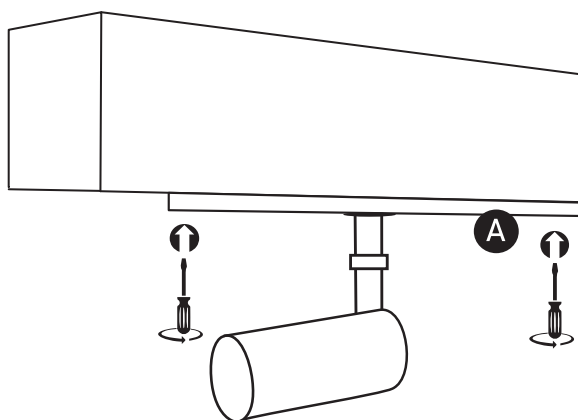
1



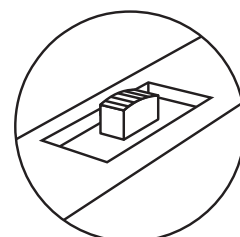
2



3



Rotate tab **A** clockwise 90° to lock the fitting into the profile.



CCT VARIABLE
SWITCH



Warnings:

1. Make sure that the product is installed properly before connecting to electricity.
2. Do not cover the fitting.
3. Maintenance and installation should only be carried out by a professional electrician.

www.1-light.eu