

INSTALLATION MANUAL

42128A

LED
BUILT IN



CE

EAC

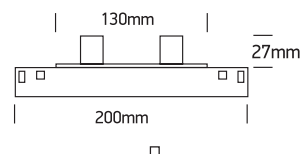
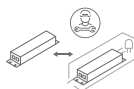
UK
CA

RoHS
COMPLIANT



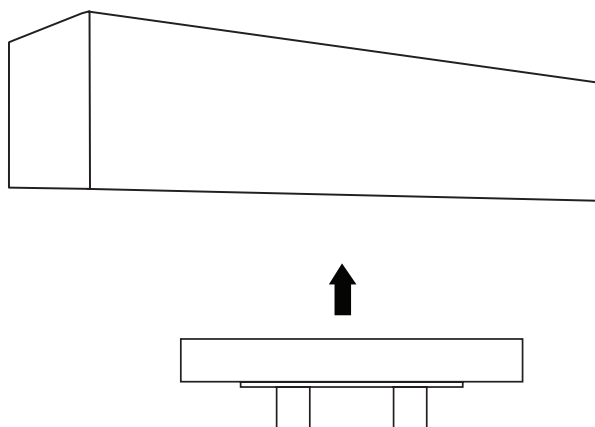
2x2W | SMD 3030 | 48V DC | IP20 | Aluminium

90
CRI

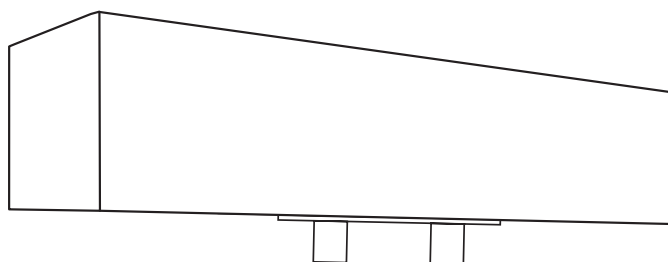


one
LIGHT

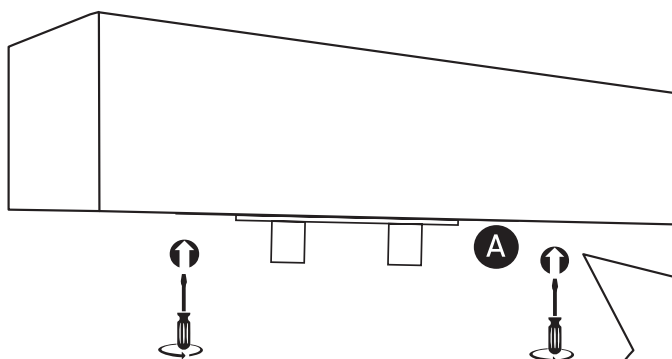
1



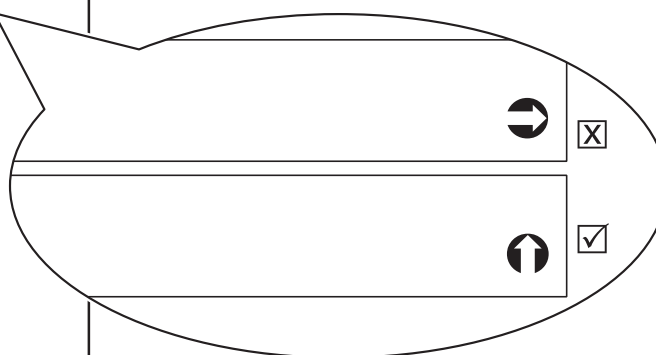
2



3



Rotate tab **A** clockwise 90° to lock the fitting into the profile.



Warnings:

1. Make sure that the product is installed properly before connecting to electricity.
2. Do not cover the fitting.
3. Maintenance and installation should only be carried out by a professional electrician.