

# INSTALLATION MANUAL

42138/..V

LED  
BUILT IN



90  
CRI



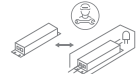
7W | LED | 48V | IP20 | Aluminium

P&P  
✓

MINI  
✓

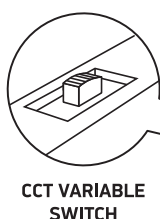
MIDI  
✓

MAXI  
✓



one  
LIGHT

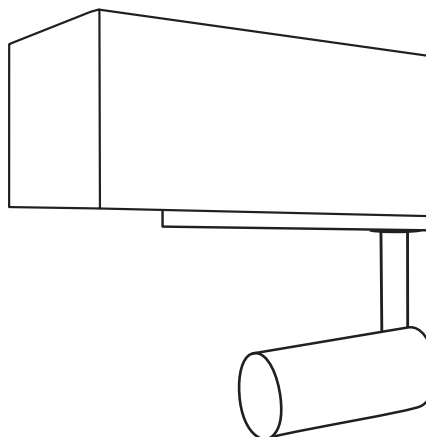
1



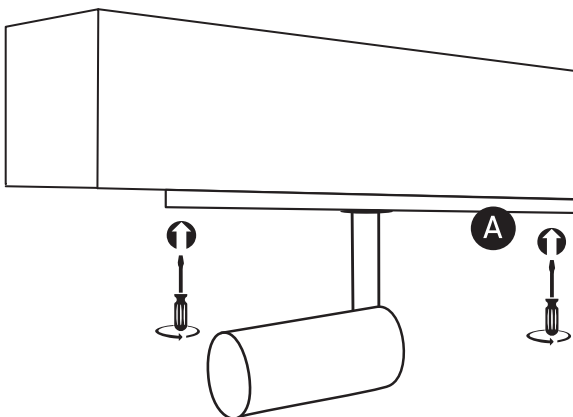
CCT VARIABLE  
SWITCH



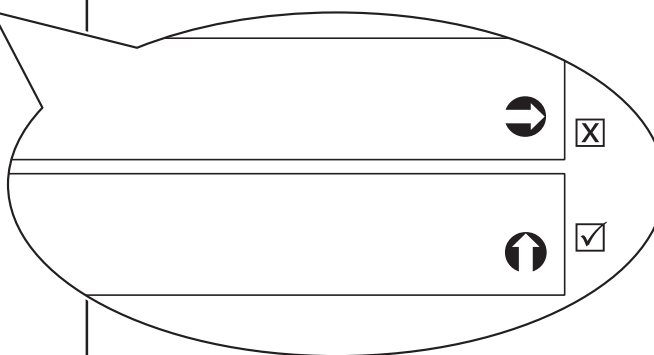
2



3



Rotate tab **A** clockwise 90° to lock the fitting  
into the profile.



## Warnings:

1. Make sure that the product is installed properly before connecting to electricity.
2. Do not cover the fitting.
3. Maintenance and installation should only be carried out by a professional electrician.

[www.1-light.eu](http://www.1-light.eu)