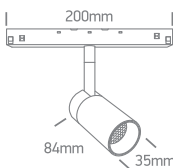


# INSTALLATION MANUAL

42138L/./V

LED  
BUILT IN



one  
LIGHT

7W | LED | DT8 | 48V | IP20 | Aluminium

P&P  
✓

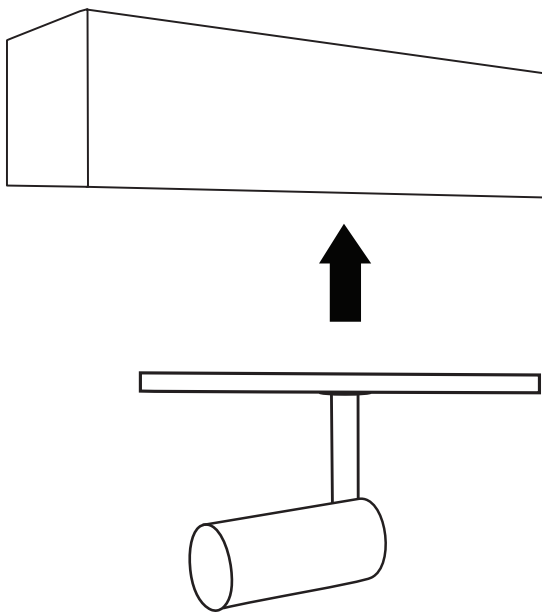
MINI  
✓

MIDI  
✓

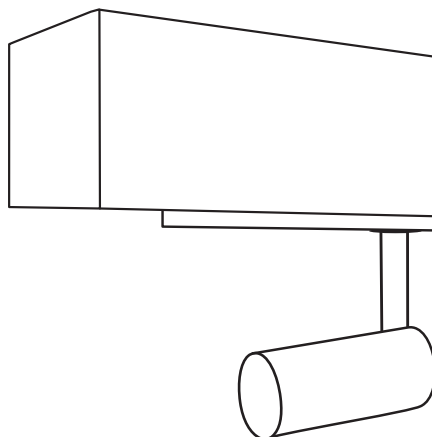
MAXI  
✓



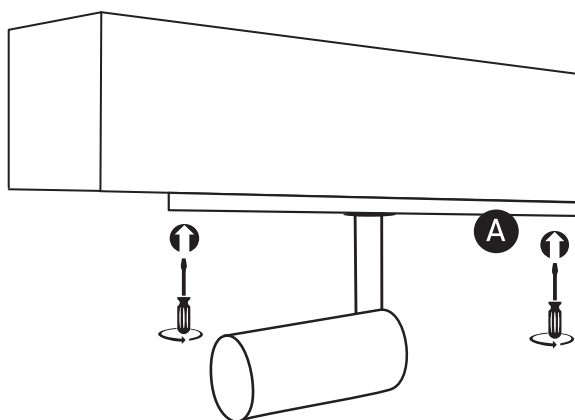
1



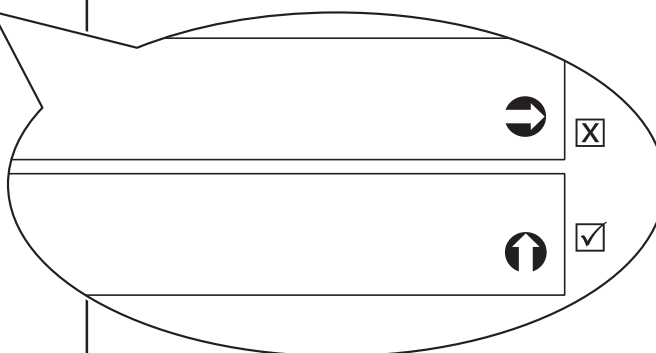
2



3



Rotate tab **A** clockwise 90° to lock the fitting into the profile.



## Warnings:

1. Make sure that the product is installed properly before connecting to electricity.
2. Do not cover the fitting.
3. Maintenance and installation should only be carried out by a professional electrician.

[www.1-light.eu](http://www.1-light.eu)