

INSTALLATION MANUAL

42140

LED
BUILT IN



ADJUSTABLE

90
CRI

CE

EAC

UK

CA

RoHS
COMPLIANT



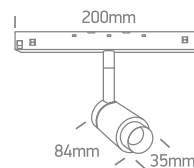
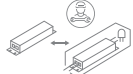
7W | LED | 48V | IP20 | Aluminium

P&P
✓

MINI
✓

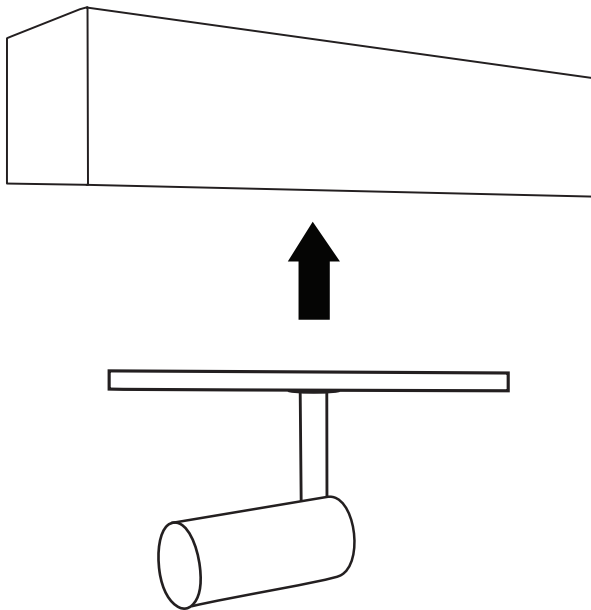
MIDI
✓

MAXI
✓

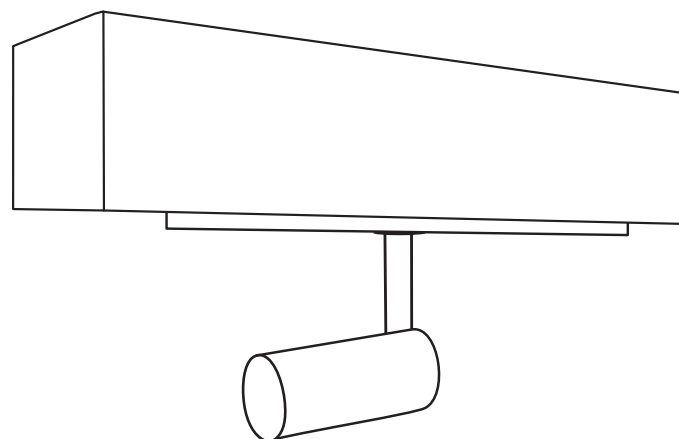


one
LIGHT

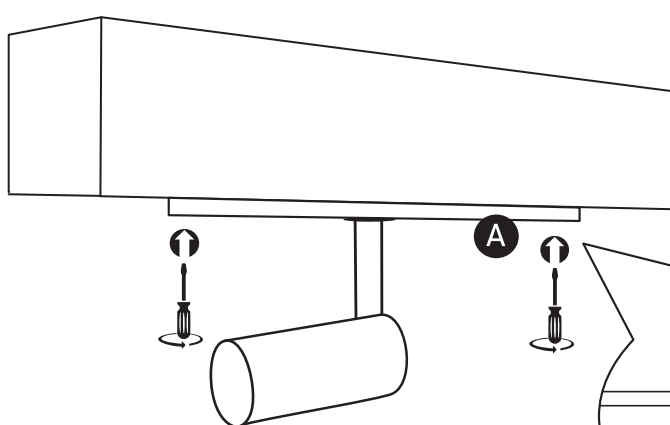
1



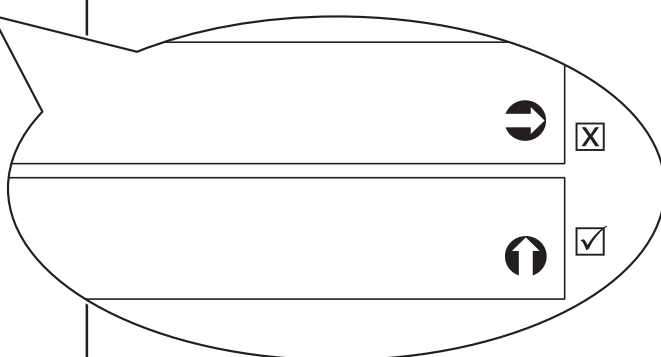
2



3



Rotate tab **A** clockwise 90° to lock the fitting into the profile.



Warnings:

1. Make sure that the product is installed properly before connecting to electricity.
2. Do not cover the fitting.
3. Maintenance and installation should only be carried out by a professional electrician.

www.1-light.eu