

# INSTALLATION MANUAL

62125D/./V, 62150D/./V

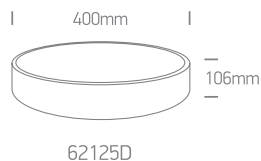
**LED**  
BUILT IN



**90**  
CRI

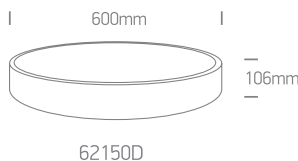


230V | SMD LED | CCT V | 25W | IP20 | Metal



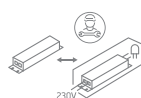
62125D

230V | SMD LED | CCT V | 50W | IP20 | Metal

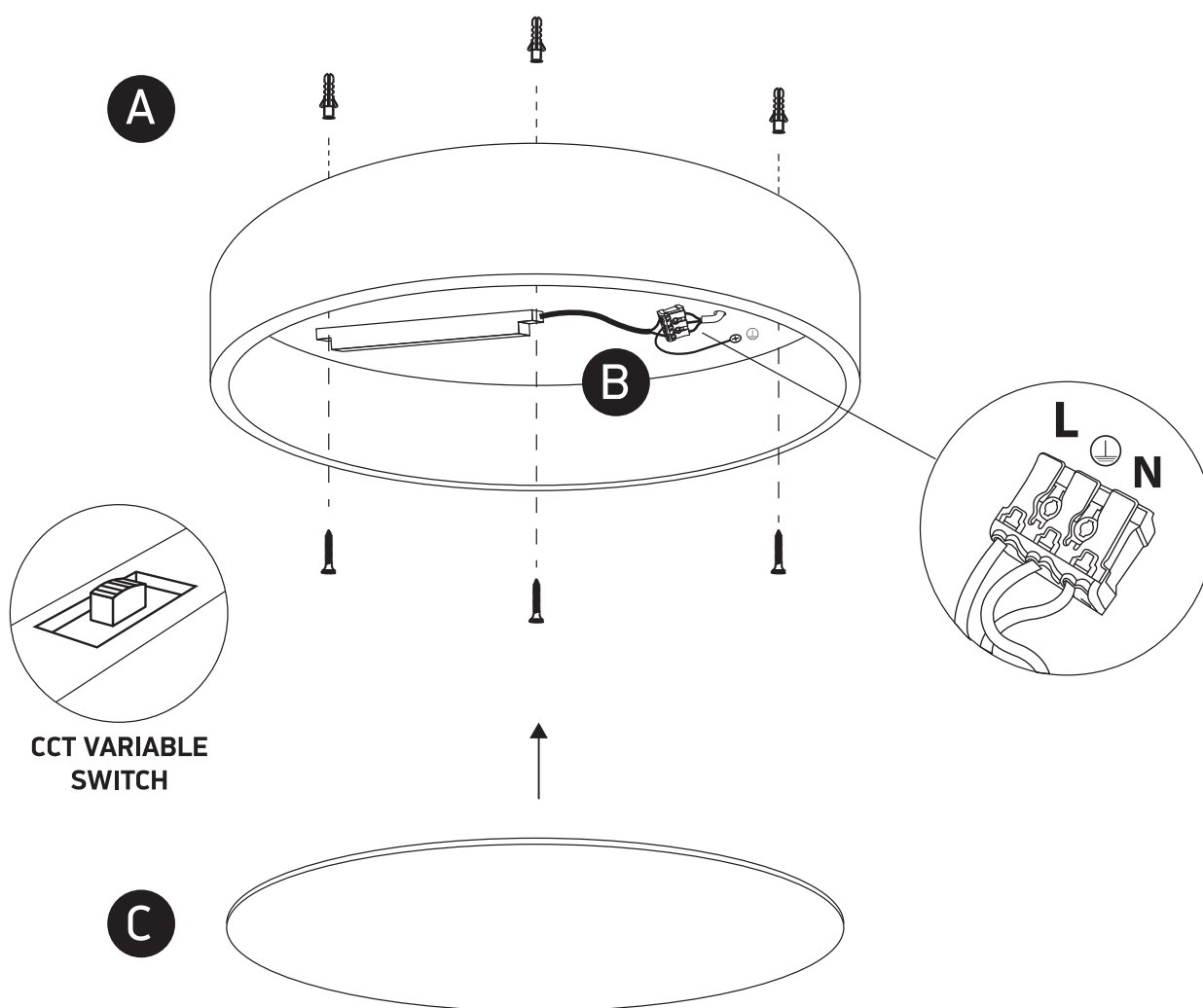


62150D

Complete with driver



**one**  
LIGHT



## Warnings:

1. Fix the base on the ceiling.
2. Make sure that the product is installed properly before connecting to electricity.
3. Connect the AC power cable to the driver's cable as shown in the above diagram.
4. Do not cover the fitting.
5. Maintenance and installation should only be carried out by a professional electrician.