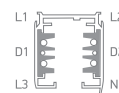
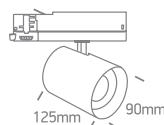


INSTALLATION MANUAL

65670CTL/./V


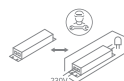
LED
BUILT IN



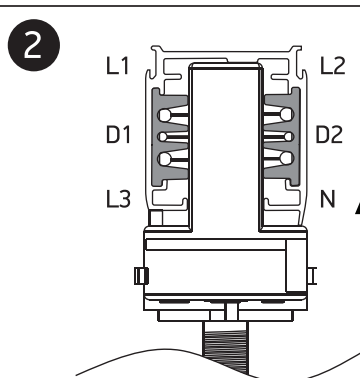
one
LIGHT

230V | COB | CCT DALI Tunable | 40W | IP20 | Aluminium
Complete with DALI driver. Use with DALI Track.

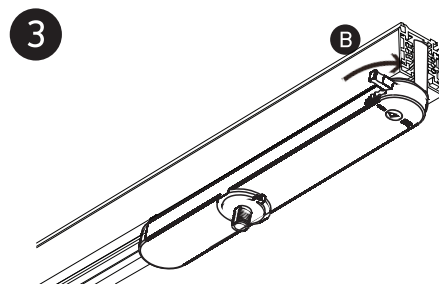
90
CRI



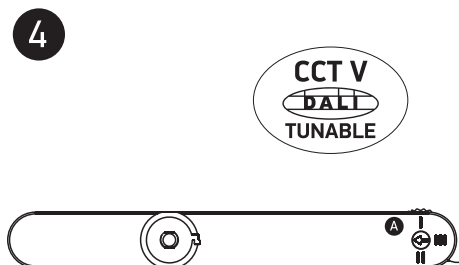
To mount the track adaptor into the track system, first check that the selector knob **A** is at OFF position and the adaptor lock **B** is disengaged.



When installing the adaptor into the track, ensure that it is orientated correctly.



Rotate adaptor lock **B** clockwise 90° to connect the adaptor to the neutral circuit.



Rotate selector knob **A** to the position of desired circuit.

Warnings:

1. Make sure that the product is installed properly before connecting to electricity.
2. Do not cover the fitting.
3. Maintenance and installation should only be carried out by a professional electrician.