

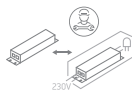
INSTALLATION MANUAL

67508A


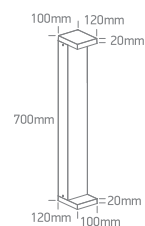
LED
BUILT IN



230V | SMD 2835 | 8W | IP65 | Die cast
Complete with 500mA driver.



80
CRI



Warnings:

1. Make sure that the product is installed properly before connecting to electricity.
2. Do not cover the fitting.
3. Maintenance and installation should only be carried out by a professional electrician.