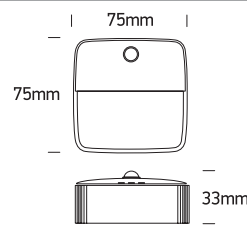


INSTALLATION MANUAL

70044



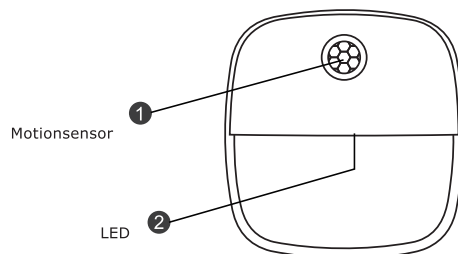
0.5W | LED | Sensor | 3 Batteries AAA included.



1. Safety instructions

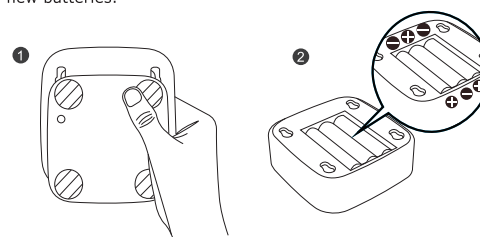
- This appliance is only suitable for indoor use.
- Never expose the device to water.
- The built-in LEDs cannot be replaced.
- Never install the lighting near heat sources.
- Do not mix new and used batteries.

2. Product



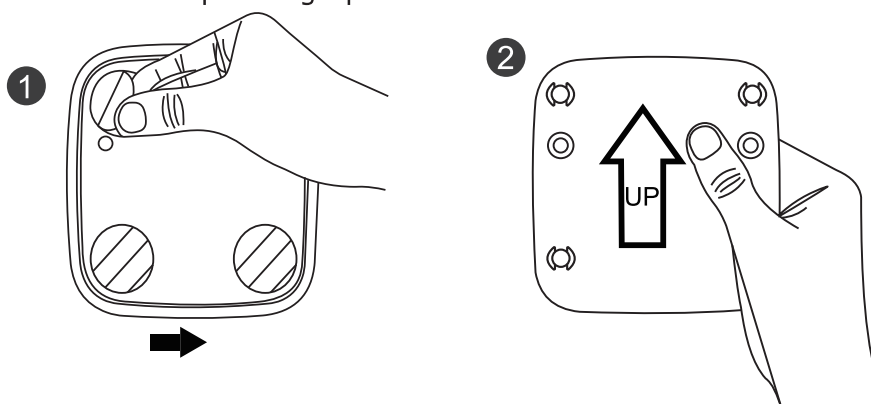
3. Installing the batteries

1. Slide the cover down.
2. Use three AAA batteries. Do not mix used with new batteries.

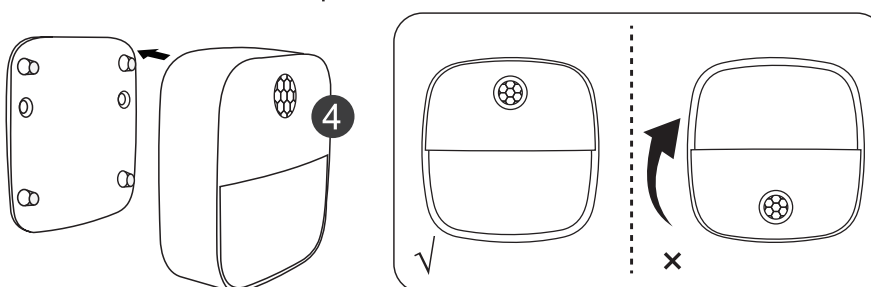


Lighting installation

1. Remove the protection from the four mounting points.
2. Stick the back of the lamp to the wall. Make sure the arrow on the back is pointing up.



3. Align the holes in the lamp with the pins on the mounting plate and slide the lamp downwards.



Warnings:

1. Make sure that the product is installed properly before connecting to electricity.
2. Do not cover the fitting.
3. Maintenance and installation should only be carried out by a professional electrician.