

INSTALLATION MANUAL

7058A

ecolight



80
CRI

CE EAC UK
CA

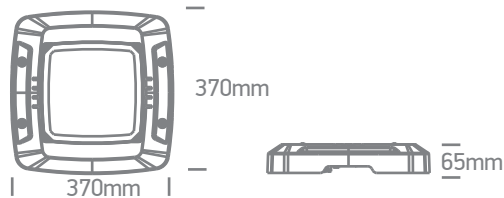
RoHS
COMPLIANT



one
LIGHT

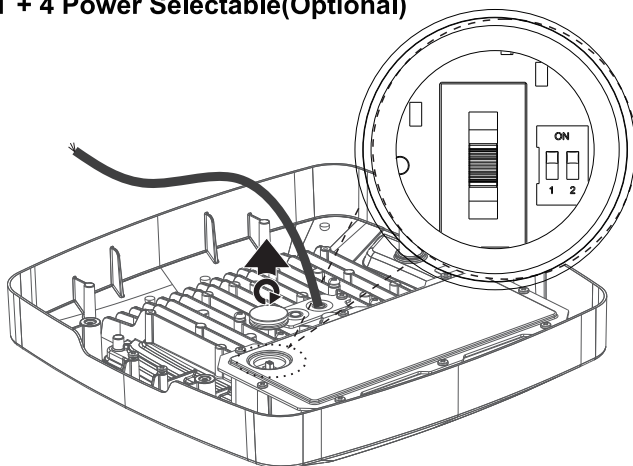
230V | SMD 2835 | 36W / 60W / 90W / 120W | IP65 | CCT Adjustable | Aluminium

Complete with driver

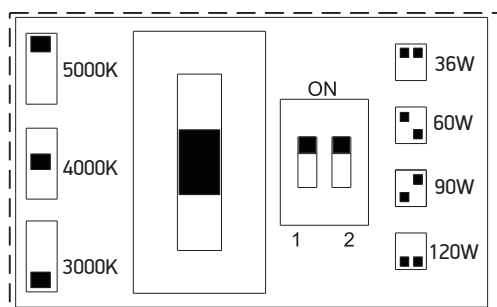


A

3 CCT + 4 Power Selectable(Optional)

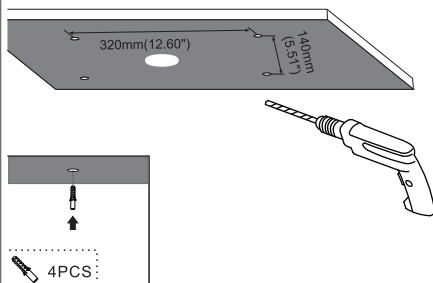


Please select a suitable power and CCT by the DIP switch before installation.



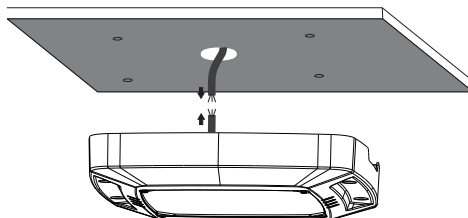
B

Create holes and insert raw plugs to mount the luminaire



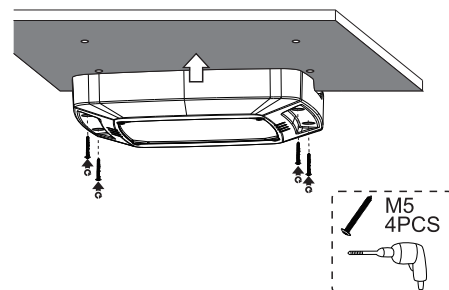
C

Connect the power wire:
Brown, "L" connect to LIVE /
Blue, "N" connect to NEUTRAL /
Yellow-Green, connect to EARTH/GROUND



D

Fasten the four screws



Warnings:

1. Make sure that the product is installed properly before connecting to electricity.
2. Do not cover the fitting.
3. Maintenance and installation should only be carried out by a professional electrician.