


INSTALLATION MANUAL

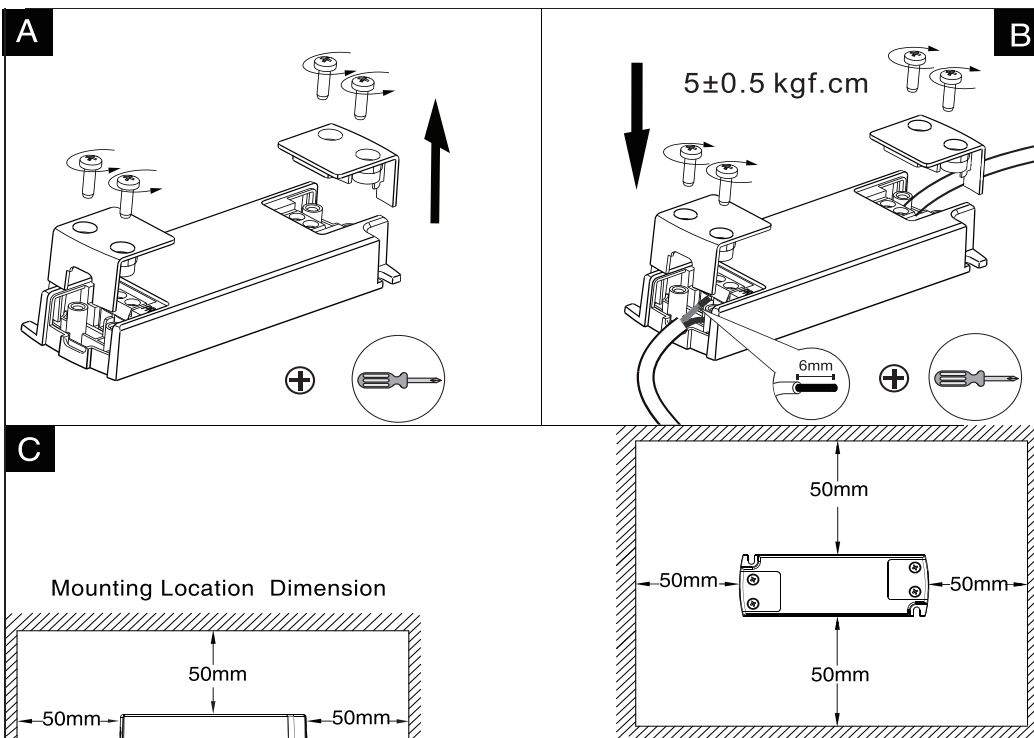
89150VLL



230V | 15W-150W | 24V DC | DALI & Push to DIM | Dimmable | 50/60Hz | IP20



AC 230V / 50/60Hz / PF ≥ 0.95 / Ta 45°C / Tc 85°C / IP20 / DALI2 / Load Range 15-150W					
Rated Current	Efficiency	Pno Load	Input Current	Dimming Mode	Dimming Range
6.25A	93%	0.45W	< 0.9A	DALI / PUSH	1-100%

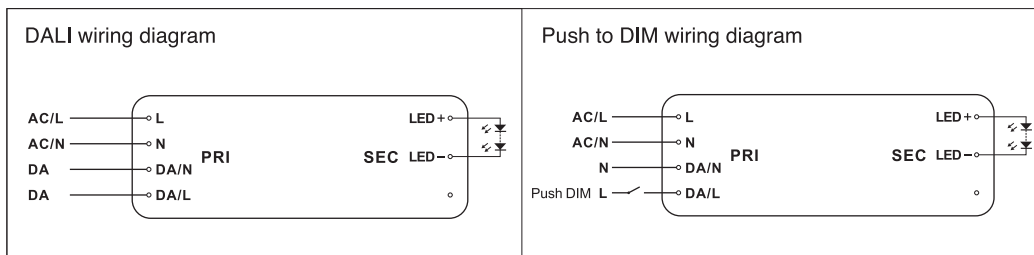


Mounting instruction

- Connect the LED lamps to LED power supply with correct polarity
- Primary cable: 2x0.75mm²
- Secondary cable: 24V:2x0.75mm²

Pin function description

Functions	Description
DA	DA signal/AC Null Wire
DA	DA signal/connect it between AC Live Wire and press switch
AC/N	AC Null Wire
AC/L	AC Live Wire
LED+	Positive polarity
LED-	Negative polarity



Warnings:

1. Make sure that the product is installed properly before connecting to electricity.
2. Do not cover the fitting.
3. Maintenance and installation should only be carried out by a professional electrician.