

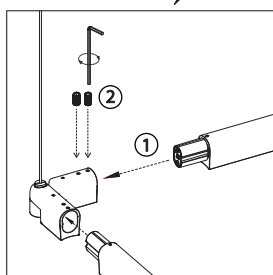
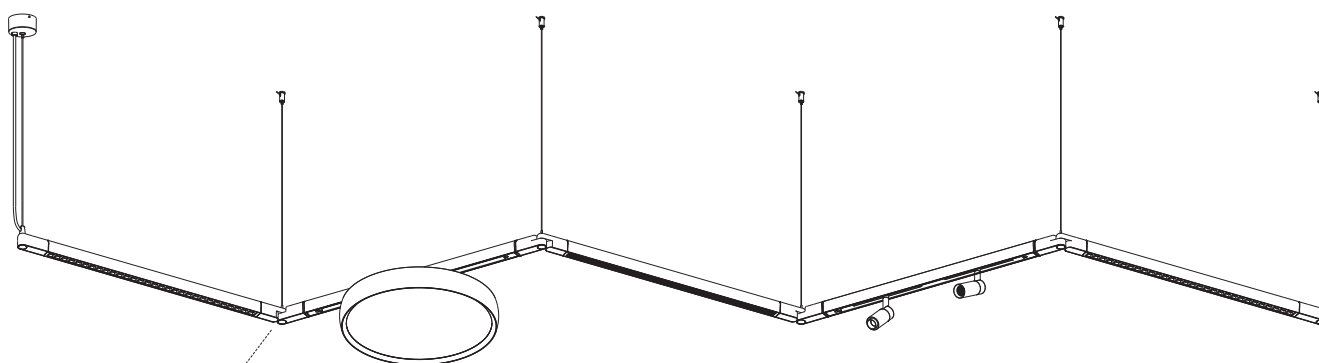
INSTALLATION MANUAL

Plug & Play System

48V | Magnetic profile | ON/OFF / DALI | Aluminium
Max 15m/driver | Max 250W/circuit

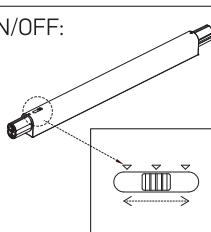


one
LIGHT

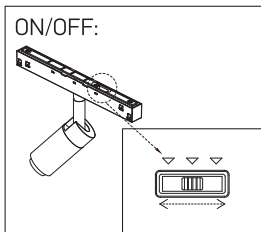


CCT SELECTION

ON/OFF:



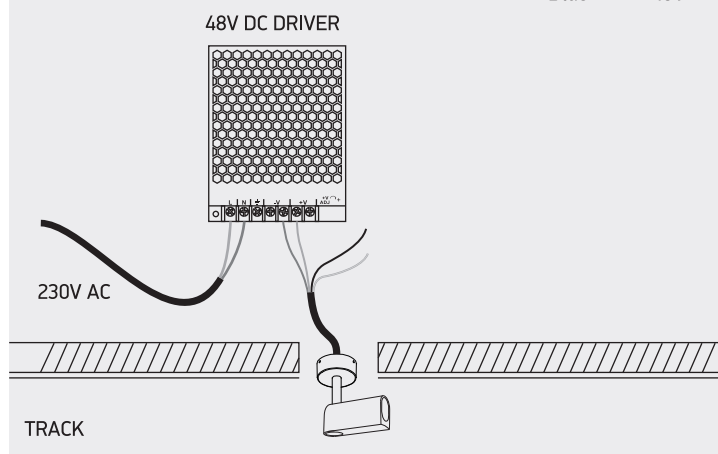
ON/OFF:



DALI:
Selection
is by
DT8

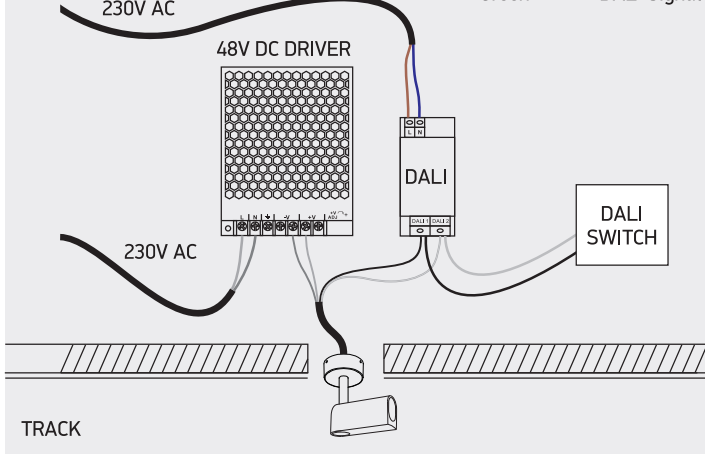
ON/OFF WIRING DIAGRAM

Brown — +48V
Blue — -48V



DALI WIRING DIAGRAM

Black — DALI Signal
Green — DALI Signal



Warnings:

1. Make sure that the product is installed properly before connecting to electricity.
2. Do not cover the fitting.
3. Maintenance and installation should only be carried out by a professional electrician.

INSTALLATION MANUAL

Plug & Play System

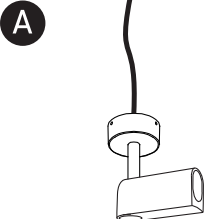
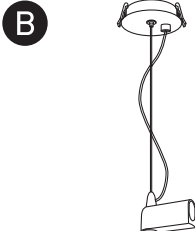
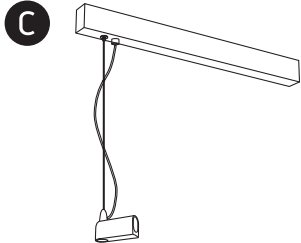
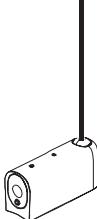
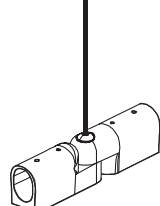
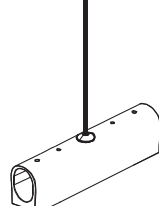
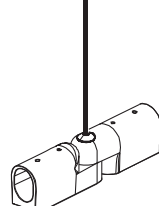
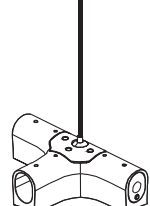
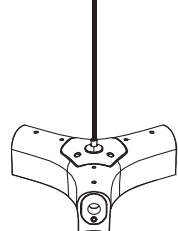
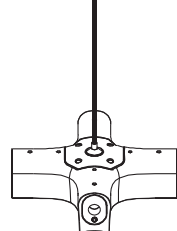
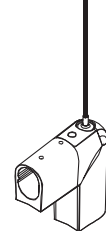
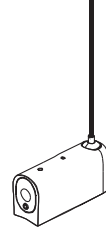



48V | Magnetic profile | ON/OFF / DALI | Aluminium
Max 15m/driver | Max 250W/circuit



one
LIGHT

ACCESSORIES:

Please make sure that the power is off before connecting any accessory.

 <p>42004PD Surface base with power supply end cap</p>	 <p>42004PR Recessed base with power supply end cap. Cut out: 62 mm</p>	 <p>42004PC Drive base with power supply end cap</p>	 <p>42004PA Power supply cable end cap</p>
 <p>42004PE Power supply cable & adjustable corner</p>	 <p>42004PF Suspended/surface connector</p>	 <p>42004PG Suspended/surface adjustable corner</p>	 <p>42004PJ Suspended/surface T-connector</p>
 <p>42004PK Suspended/surface Y-connector</p>	 <p>42004PL Suspended/surface X-connector</p>	 <p>42004PH Suspended/surface ceiling to wall corner</p>	 <p>42004PB Suspended/surface end cap</p>
 <p>42004PM Surface rod 6cm. Requires F, G, H, I, J, K or L</p>	 <p>42004PN Surface rod 33cm. Requires F, G, H, I, J, K or L</p>	 <p>42004PP Surface rod 63cm. Requires F, G, H, I, J, K or L</p>	

Warnings:

1. Make sure that the product is installed properly before connecting to electricity.
2. Do not cover the fitting.
3. Maintenance and installation should only be carried out by a professional electrician.