



Control & Dimming

Pages 769-776

24



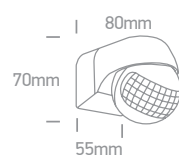
Infrared Motion Sensors



22006 | 400W (LED) / 800W (Incandescent) | Infrared motion sensor



Detection Angle: 180°
 Detection Distance: Max. 12m (<24°C)
 Time Delay: 10sec ± 3sec to 15min ± 2 min (adjustable)
 Ambient Light: <3-2000lux (adjustable)
 Installation height: 1,8-2,5m



IP44

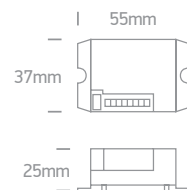


22022 | 400W (LED) / 800W (Incandescent) | IR Motion Sensor

Sensor head IP65 / Sensor controller IP20.



Detection Range: 120° / 360°
 Detection Distance: 3m / 6m (adjustable) (<24°C)
 Ambient Light: <10-2000lux (adjustable)
 Time Delay: 5s, 30s, 1min, 3min, 5min, 8min (adjustable)
 Detection Moving Speed: 0,6-1,5m/s
 Working Humidity: <93% RH
 Ambient Temperature: -20°C up to +40°C
 Installation height: 1,8-2,5m (wall mount)
 Installation height: 2,2-4m (ceiling mount)



IP20

IP65

Order Code	Colour	Power	Input	Class		Notes
22006	White	400W (LED) / 800W (Incandescent)	230V		50	-
22022	White	400W (LED) / 800W (Incandescent)	230V		50	-

Infrared Ceiling Sensors

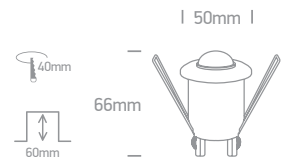


22008

22008 | 200W (LED) / 800W (Incandescent) | Recessed infrared motion sensor



Detection Angle: 360°
 Detection Distance: Max. 6m (<24°C)
 Time Delay: 10sec ± 3sec to 15min ± 2 min (adjustable)
 Ambient Light: <3-2000lux (adjustable)
 Installation height: 2,2-4m

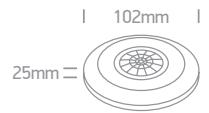


IP20

22004 | 300W (LED) / 800W (Incandescent) | Surface infrared motion sensor



Detection Range: 360°
 Detection Distance: Max. 6m (<24°C)
 Time Delay: 10sec ± 3sec to 15min ± 2 min (adjustable)
 Ambient Light: <3-2000lux (adjustable)
 Installation height: 2,2-4m



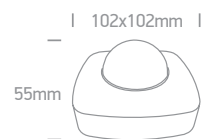
IP20

22014 | 1000W (LED) / 2000W (Incandescent) | Surface infrared presence sensor

ON when detecting presence.



Detection Angle: 360°
 Detection Distance: Max. 10m (<24°C)
 Time Delay: 10sec ± 3sec to 30min ± 2 min (adjustable)
 Ambient Light: <3-2000lux (adjustable)
 Installation height: 2,2-6m



IP20

Order Code	Colour	Power	Input	Class	Box	Notes
22008	White	200W (LED) / 800W (Incandescent)	230V	□	100	-
22004	White	300W (LED) / 800W (Incandescent)	230V	□	50	-
22014	White	1000W (LED) / 2000W (Incandescent)	230V	□	50	-



RF Bluetooth Controller




89102L | RF Bluetooth to DALI / 1-10V

Assign DALI address using DIP switches.



IP20



Order Code

Input

Class



Notes

89102L

100-240V



1

Compatible with Amazon Alexa & Google Home



12-24V DALI, Push to DIM Controller



89100L | DALI & Push to DIM Dimmer 12-24V DC | 75W@12V DC / 150W@24V DC | PWM dimming only

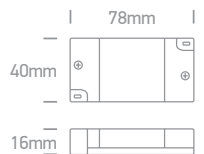


IP20

DALI to PWM
 • Built-in push dimming
 • Dimming range 0,1-100%

PUSH TO DIM
 • No status changing < 0,05sec
 • Push ON/OFF 0,1-1sec
 • Dimming up or down 1,5-10sec
 • Set 100% brightness > 11sec

DALI
 • DALI agreement includes 16 groups & 64 addresses
 • DALI agreement can be divided into 16 scenarios



Order Code	Input	Power	Output	Class	Dimmable	Notes
89100L	12-24V DC	75W@12V / 150W@24V	12-24V		YES	200 DALI & Push to DIM

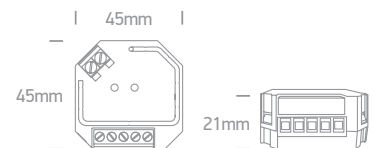
DALI & Push to DIM To TRIAC



89104LT | DALI / Push to DIM to TRIAC Dimmer | 100W@110V DC / 200W@240V DC



IP20



Order Code	Input	Power	Output	Dimmable	Notes
89104LT	100-240V	100W@110V / 200W@240V	100-240V	YES	50 -



89302

12-36V RGB+W Repeater

89302 | 12-36V DC | Constant voltage RGB+W data repeater | 4 channels x 5A | PWM dimming only



IP20



Repeats the signal when dimming constant voltage fittings e.g. LED strips.




Order Code	Input	Power	Output	Class	Dimmable	Notes
89302	12-36V DC	60W@12V DC / 120W@24V DC	12-36V DC	III	YES	100

12-36V DALI & Push to DIM Dimmer

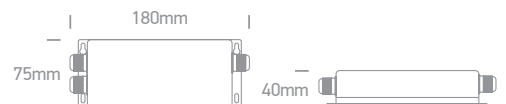
89100LP | DALI & Push to DIM Dimmer 12-36V DC | 4x60W@12V / 4x120W@24V / 4x180W@36V | 4 channels x 5A



IP67



* Push to DIM mode dims all channels together.



Order Code	Input	Power	Output	Class	Dimmable	Notes
89100LP	12-36V DC	4x60W@12V DC / 4x120W@24V DC / 4x180W@36V DC	12-36V	I	YES	18 DALI & Push to DIM



Microwave Motion Sensor



22000 | 300W | Microwave motion sensor

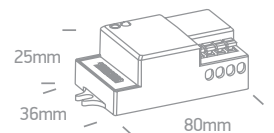
Can be installed inside fittings.



2 YEAR

IP20

- Can be installed inside fittings
- Adjustable sensitivity 20%-100%
- ON TIME 5s-30mins
- Daylight sensor 2-50lux



Order Code	Input	Power	Output	Class	Class	Notes
22000	230V	300W	230V		100	-

Day/Night Photocell Sensor



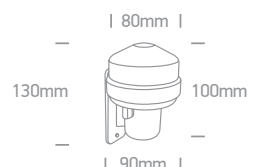
22020 | 1000W | Photocell Day/Night Sensor | Plastic

Ambient Light:<5-15lux.



2 YEAR

IP44



Order Code	Colour	Input	Power	Output	Class	Class	Notes
22020	Black	100-240V	1000W	100-240V		50	-



20030



20032



20034



20036

Remote Controllers

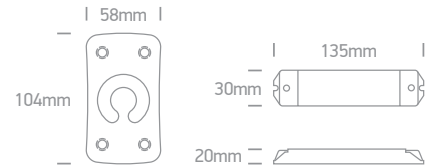


IP20

20030 | 12-24V DC | Constant voltage wireless dimmer | 3 channels x 3A



Remote controller for dimming any constant voltage 12-24V LED fitting including LED strips, LED lamps, LED modules. 50 meters range, 2 memory settings, dimming by touch.

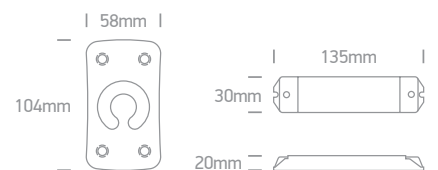


IP20

20032 | 12-24V DC | Variable colour temperature controller & dimmer | 2 channels x 3A



Remote controller for changing colour temperature from daylight to extra warm white. Suitable for use with LED strips 7835/DEW. 50 meters range, includes dimmer control and programme mode.



Order Code	Colour	Input	Power	Output	Class	Dimmable		Notes
20030	White	12-24V DC	36W/ch@12V 72W/ch@24V	12-24V DC		YES	50	-
20032	White	12-24V DC	36W/ch@12V 72W/ch@24V	12-24V DC		YES	50	-



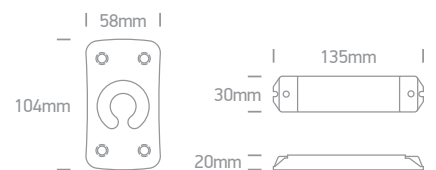
Remote Controllers RGB & RGB+W



20034 | 12-24V DC | RGB wireless controller & dimmer | 3 channels x 3A



Remote controller for changing colours (RGB). Suitable for use with LED strips 7830/RGB. 50 meters range, includes dimmer control and programme modes.



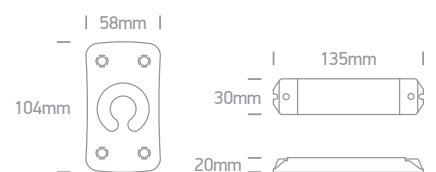
IP20



20036 | 12-24V DC | RGB+W wireless controller & dimmer | 4 channels x 3A



Remote controller for changing colours (RGB+W). Suitable for use with LED strips 7830/RGBW. 50 meters range, includes dimmer control and programme modes.



IP20

Order Code	Colour	Input	Power	Output	Class	Dimmable		Notes
20034	White	12-24V DC	36W/ch@12V 72W/ch@24V	12-24V DC		YES	50	-
20036	White	12-24V DC	36W/ch@12V 72W/ch@24V	12-24V DC		YES	50	-