



# Lamps

Pages 779-804

# 25





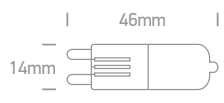
# G9 Lamps



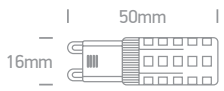
7106GPH | 60W | G9 | Dimmable | PHILIPS



offer



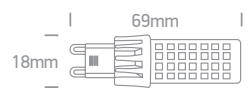
7103ALG | 4W | SMD LED | G9



7106ALG | 6W | SMD LED | G9



7107ALG | 7W | SMD 2835 | G9



Order Code	Lampholder	Light Colour	CCT (K)	Watts	Lumen (lm)	Input	Dimmable	
7106GPH	G9	Extra warm white	2700K	60W	-	230V	YES	100
7103ALG/C	G9	Cool white	4000K	4W	400lm	230V	NO	100
7103ALG/W	G9	Warm white	3000K	4W	400lm	230V	NO	100
7106ALG/C	G9	Cool white	4000K	6W	600lm	230V	NO	100
7106ALG/W	G9	Warm white	3000K	6W	600lm	230V	NO	100
7107ALG/C	G9	Cool white	4000K	7W	700lm	230V	NO	100
7107ALG/W	G9	Warm white	3000K	7W	700lm	230V	NO	100



## G9 Dimmable



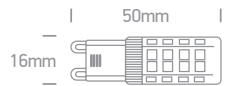
7106ALGD/W

7103ALGD/W



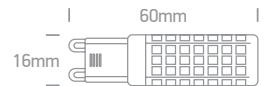
7103ALGD | 3,5W | SMD LED | G9 | Dimmable

LED 80 CRI TRIAC DIMMABLE  
 CE 2 YEAR



7106ALGD | 5W | SMD LED | G9 | Dimmable

LED 80 CRI TRIAC DIMMABLE  
 CE 2 YEAR



Order Code	Lampholder	Light Colour	CCT (K)	Watts	Lumen (lm)	Input	Dimmable	
7103ALGD/W	G9	Warm white	3000K	3,5W	300lm	230V	YES	100
7106ALGD/W	G9	Warm white	3000K	5W	450lm	230V	YES	100

one



7201G/D

## LED Lamps

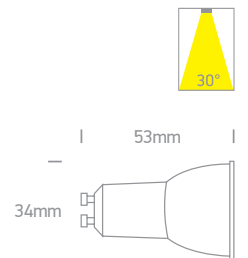
7101AL | 2W | COB LED | G4 | Silicone

LED 80 CRI  
CE 2 YEAR



7201G | 2W | COB LED | MR11 | GU10

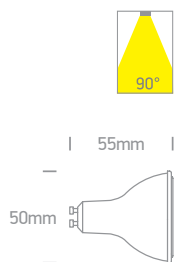
LED 80 CRI  
CE 2 YEAR



offer

7307BG | 7W | SMD LED | MR16 | GU10

LED 80 CRI  
CE 2 YEAR



Order Code	Lampholder	Light Colour	CCT (K)	Watts	Lumen (lm)	Beam Angle	Input	Dimmable	
7101AL/W	G4	Warm white	3000K	2W	200lm	-	12V AC/DC	NO	100
7201G/D	GU10	Daylight	6000K	2W	110lm	30°	230V	NO	100
7307BG/C	GU10	Cool white	4000K	7W	550lm	90°	230V	NO	100
7307BG/W	GU10	Warm white	3000K	7W	550lm	90°	230V	NO	100

# MR16 GU10 for enclosed fittings



7305EG



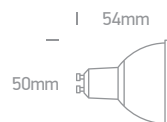
**7305EG** | 5W | COB LED | MR16 | GU10

Suitable for high ambient temperature enclosed fittings.

**LED** 80 CRI  
CE 3 YEAR



IP44



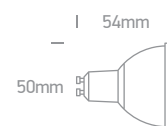
**7305EGD** | 5W | COB LED | MR16 | GU10 | Dimmable


Suitable for high ambient temperature enclosed fittings.

**LED** 80 CRI TRIAC DIMMABLE  
CE 3 YEAR



IP44



Order Code	Lampholder	Light Colour	CCT (K)	Watts	Lumen (lm)	Beam Angle	Input	Dimmable	
<b>7305EG/W</b>	GU10	Warm white	3000K	5W	500lm	38°	230V	NO	100
<b>7305EGD/W</b>	GU10	Warm white	3000K	5W	500lm	38°	230V	YES	100



7306KGD/C/45



7306GZ/W

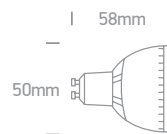
## Dimmable MR16 GU10



7306KGD | 6,5W | COB LED | MR16 | GU10 | Dimmable

LED 80 CRI TRIAC DIMMABLE  
 CE 2 YEAR

offer



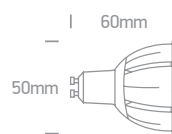
## Zoomable Dimmable MR16 GU10



Zoomable 24° - 60°

7306GZ | 7W | COB LED | MR16 | GU10 | Zoomable | Dimmable

LED 98 CRI TRIAC DIMMABLE  
 CE 2 YEAR



Order Code	Lampholder	Light Colour	CCT (K)	Watts	Lumen (lm)	Beam Angle	Input	Dimmable	
7306KGD/C/45	GU10	Cool white	4000K	6,5W	500lm	45°	230V	YES	50
7306GZ/W	GU10	Warm white	3000K	7W	510lm	24° - 60°	230V	YES	10



7306GC/W

7306GCD/EW

## Full Spectrum CRI97

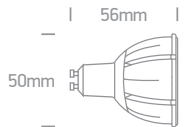


7306GC | 7W | COB LED | MR16 | GU10

Full spectrum CRI97.

**LED** 97  
CRI

CE 2  
YEAR

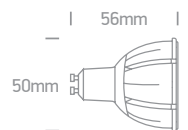



7306GCD | 7W | COB LED | MR16 | GU10 | Dimmable

Full spectrum CRI97.

**LED** 97 TRIAC  
CRI DIMMABLE

CE 2  
YEAR



Order Code	Lampholder	Light Colour	CCT (K)	Watts	Lumen (lm)	Beam Angle	Input	Dimmable	
7306GC/W	GU10	Warm white	3000K	7W	500lm	36°	230V	NO	100
7306GCD/EW	GU10	Extra warm white	2700K	7W	510lm	36°	230V	YES	100



one



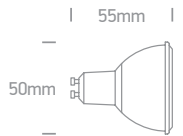
7306CG/W

7306CBG/W

# MR16 GU10 COB LED

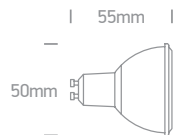
**7301CG** | 1W | COB LED | MR16 | GU10

**LED** 85 CRI  
CE 3 YEAR



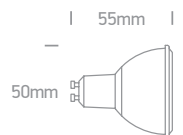
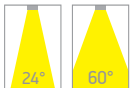
**7303CG** | 3W | COB LED | MR16 | GU10

**LED** 85 CRI  
CE 3 YEAR



**7306CG** | 6W | COB LED | MR16 | GU10

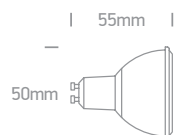
**LED** 85 CRI  
CE 3 YEAR



**7306CBG** | 6W | COB LED | MR16 | GU10

Black body.

**LED** 85 CRI  
CE 3 YEAR



Order Code	Lampholder	Light Colour	CCT (K)	Watts	Lumen (lm)	Beam Angle	Input	Dimmable	
7301CG/W	GU10	Warm white	3000K	1W	80lm	60°	230V	NO	100
7303CG/W	GU10	Warm white	3000K	3W	250lm	60°	230V	NO	100
7306CG/C	GU10	Cool white	4000K	6W	520lm	60°	230V	NO	100
7306CG/W	GU10	Warm white	3000K	6W	500lm	60°	230V	NO	100
7306CG/EW	GU10	Extra warm white	2700K	6W	480lm	60°	230V	NO	100
7306CG/W/24	GU10	Warm white	3000K	6W	500lm	24°	230V	NO	100
7306CBG/W	GU10	Warm white	3000K	6W	500lm	60°	230V	NO	100

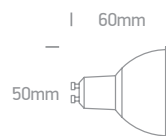
# Honeycomb MR16 GU10 COB LED




**7306CHG** | 6W | COB LED | MR16 | GU10 | Honeycomb

**LED** 85 CRI  
CE 3 YEAR

DARK LIGHT



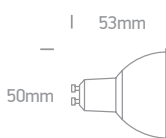
## MR16 GU10 Emergency



**7304GE** | 4W | SMD 2835 | MR16 | GU10 | Emergency 3Hrs Maintained | Dimmable

Leading & Trailing edge.

**LED** 90 CRI DIMMABLE  
CE BATTERY 2 YEAR



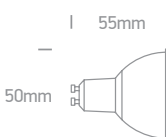
To switch OFF, turn OFF-ON-OFF within 2 seconds.

## Dimmable MR16 GU10 COB LED



**7306CGD** | 6W | COB LED | MR16 | GU10 | Dimmable

**LED** 85 CRI TRIAC DIMMABLE  
CE 3 YEAR

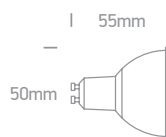


## Blue MR16 GU10 COB LED



**7306CG/BL** | 5W | COB LED | MR16 | GU10

**LED** CE  
2 YEAR



Order Code	Lampholder	Light Colour	CCT (K)	Watts	Lumen (lm)	Beam Angle	Input	Dimmable	Box	Notes
<b>7306CHG/W</b>	GU10	Warm white	3000K	6W	330lm	60°	230V	NO	100	-
<b>7304GE/W</b>	GU10	Warm white	3000K	4W	300lm	60°	230V	YES	10	Supplied with battery
<b>7306CGD/C</b>	GU10	Cool white	4000K	6W	520lm	60°	230V	YES	100	-
<b>7306CGD/W</b>	GU10	Warm white	3000K	6W	500lm	60°	230V	YES	100	-
<b>7306CGD/EW</b>	GU10	Extra warm white	2700K	6W	480lm	60°	230V	YES	100	-
<b>7306CG/BL</b>	GU10	Blue	-	5W	-	60°	230V	NO	100	-



# MR16 LED Dimmable



**7307M** | 7W | COB LED | 700mA | Dimmable

LED module suitable for MR16 fittings.

LED 90  
CRI DIMMABLE  
 CE 5  
YEAR



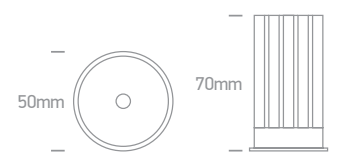

IP65





**7313M** | 13W | COB LED | 700mA | Dimmable

LED module suitable for MR16 fittings.

LED 90  
CRI DIMMABLE  
 CE 5  
YEAR



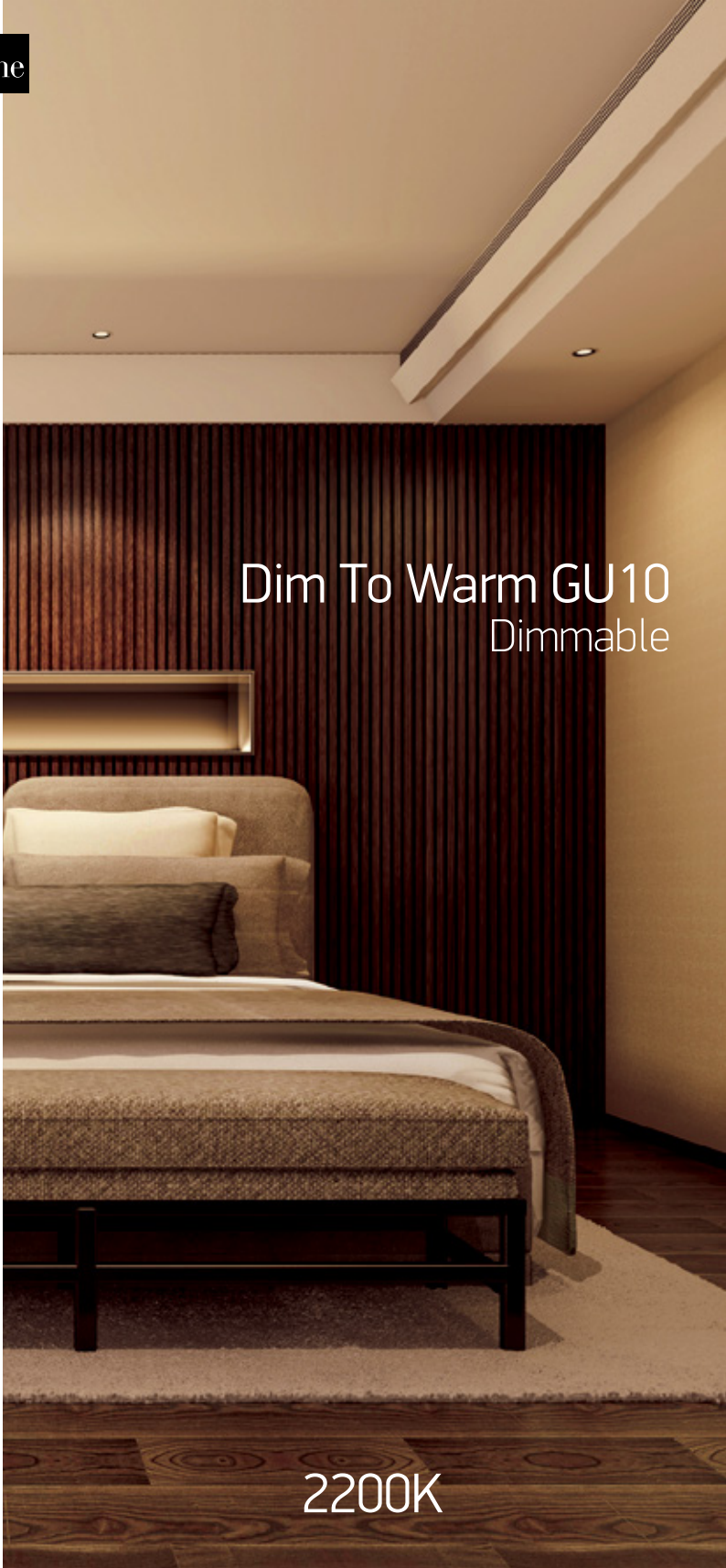
IP65

Order Code	Light Colour	CCT (K)	Watts	Lumen (lm)	Beam Angle	Input		Dimmable		Notes
<b>7307M/W</b>	Warm white	3000K	7W	700lm	36°	700mA	30cm	YES	50	Requires 700mA driver
<b>7313M/W</b>	Warm white	3000K	13W	1300lm	36°	700mA	30cm	YES	50	Requires 700mA driver

one



2800K



Dim To Warm GU10  
Dimmable

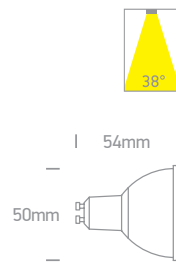
2200K



7306GDV | 5,5W | SMD 2835 | MR16 | GU10 | Dim to warm

Leading & Trailing edge.

LED 90 CRI DIMMABLE  
 CE 2 YEAR



Order Code	Lampholder	Light Colour	CCT (K)	Watts	Lumen (lm)	Beam Angle	Input	Dimmable	Box
7306GDV/EWW	GU10	Extra warm white	2800K-2200K	5,5W	350lm	38°	230V	YES	100



7310H/W



7315G/W/45

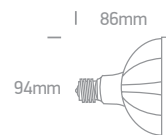
## PAR30 COB LED



7310H/C

7310H/C | 10W | COB LED | PAR30 | E27

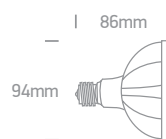
**LED** 90  
CRI  
CE 2  
YEAR




7310H/W

7310H/W | 10W | COB LED | PAR30 | E27

**LED** 90  
CRI  
CE 2  
YEAR




Order Code	Lampholder	Light Colour	CCT (K)	Watts	Lumen (lm)	Beam Angle	Input	Dimmable	
7310H/C	E27	Cool white	4000K	10W	750lm	40°	230V	NO	20
7310H/W	E27	Warm white	3000K	10W	750lm	40°	230V	NO	20



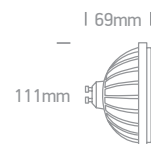
## R111 GU10 LED

7315GB/W/45



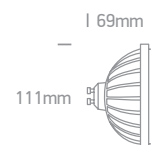
7315G | 13W | SMD LED | R111 | GU10

LED 80 CRI  
CE 2 YEAR




7315GB | 13W | SMD LED | R111 | GU10

LED 80 CRI  
CE 2 YEAR



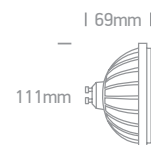
Black body.

## Dimmable R111 GU10 LED



7315GD | 15W | SMD LED | R111 | GU10 | Dimmable

LED 80 CRI TRIAC DIMMABLE  
CE 2 YEAR



Order Code	Lampholder	Light Colour	CCT (K)	Watts	Lumen (lm)	Beam Angle	Input	Dimmable	Box
7315G/C/45	GU10	Cool white	4000K	13W	1250lm	45°	230V	NO	20
7315G/W/45	GU10	Warm white	3000K	13W	1250lm	45°	230V	NO	20
7315GB/C/45	GU10	Cool white	4000K	13W	1250lm	45°	230V	NO	20
7315GB/W/45	GU10	Warm white	3000K	13W	1250lm	45°	230V	NO	20
7315GD/W/45	GU10	Warm white	3000K	15W	1200lm	45°	230V	YES	20



10106NA/W/D/35



10106NA/AL/D/35

## Dimmable R111 LED



10106NA/W | 6x1W@350mA / 6x3W@700mA | LED | R111 | Dimmable

LED 85 CRI DIMMABLE

QUICK FIX CE 2 YEAR




LED module suitable for R111 fittings.



Use driver 89030A. (non-dimmable).



184mm l



offer



10106NA/AL | 6x1W@350mA / 6x3W@700mA | LED | R111 | Dimmable

LED 85 CRI DIMMABLE

QUICK FIX CE 2 YEAR



LED module suitable for R111 fittings.



Use driver 89030A. (non-dimmable).



184mm l



offer

Order Code	Light Colour	CCT (K)	Watts	Lumen (lm)	Beam Angle	Input	Dimmable	
10106NA/W/D/35	Daylight	6000K	6x1W/6x3W	1100lm@3W	35°	350mA/700mA	YES	20
10106NA/AL/D/35	Daylight	6000K	6x1W/6x3W	1100lm@3W	35°	350mA/700mA	YES	20



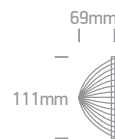
## Dimmable R111 LED



**7512D** | 12x1W | CREE LED | 350mA | R111 | Dimmable

Requires 350mA driver.

**LED** 80 CRI DIMMABLE  
 QUICK FIX CE 2 YEAR



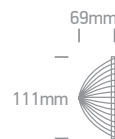
**offer**



**7524D** | 12x2W | CREE LED | 500mA | R111 | Dimmable

Requires 500mA driver.

**LED** 80 CRI DIMMABLE  
 QUICK FIX CE 2 YEAR



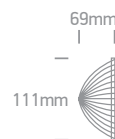
**offer**



**7524BD** | 12x2W | LED | 500mA | R111 | Dimmable

Requires 500mA driver.

**LED** 80 CRI DIMMABLE  
 QUICK FIX CE 2 YEAR



**offer**

Order Code	Light Colour	CCT (K)	Watts	Lumen (lm)	Beam Angle	Input	Dimmable	
7512D/D/30	Daylight	6000K	12x1W	710lm	30°	350mA	YES	40
7512D/W/30	Warm white	3000K	12x1W	560lm	30°	350mA	YES	40
7524D/W/30	Warm white	3000K	12x2W	830lm	30°	500mA	YES	40
7524BD/W/30	Warm white	3000K	12x2W	860lm	30°	500mA	YES	20



one



9G10L/EW/E

## Classic A60 Special Functions

9G09/RGBW

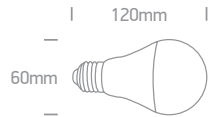
**9G10L** | 10W | SMD LED | E27 | Night operating

ON when < 5lux, OFF when >300lux.



**LED** 80 CRI  
CE 2 YEAR

offer

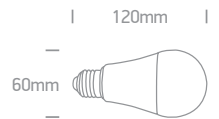


**9G10V** | 10W | SMD LED | E27 | 3-Step colour temperature changing



**LED** 80 CRI CCTV  
CE 2 YEAR

offer



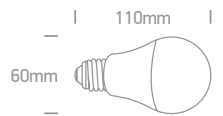
**9G09/RGBW** | 9W | SMD LED | E27 | RGBW + Remote



**LED** 80 CRI DIMMABLE  
CE 2 YEAR



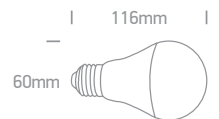

Supplied with remote control.



**9G09T** | 9W | SMD 2835 | E27 | Wi-Fi | RGB + CCT V | Dimmable



**LED** 80 CRI DIMMABLE  
CCTV CE 2 YEAR



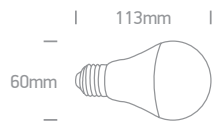
Order Code	Lampholder	Light Colour	CCT (K)	Watts	Lumen (lm)	Input	Dimmable	Box
9G10L/EW/E	E27	Extra warm white	2700K	10W	800lm	230V	NO	100
9G10V/E	E27	CCT V	2700K-4000K-6000K	10W	800lm	230V	NO	100
9G09/RGBW	E27	RGB + Warm white	RGB + 3000K	9W	720lm (3000K)	100-240V	YES	100
9G09T	E27	RGB + CCT V	RGB + 2700K-6500K	9W	780lm	230V	YES	120

# Classic Lamps LED



9G12B | 10W | SMD LED | E27

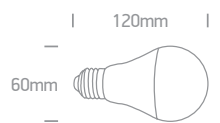
LED 80 CRI  
CE 2 YEAR



9G12D | 12W | SMD LED | E27 | 3-Step dimming | Dimmable

LED 80 CRI DIMMABLE  
CE 2 YEAR

offer



Order Code	Lampholder	Light Colour	CCT (K)	Watts	Lumen (lm)	Input	Dimmable	
9G12B/W/E	E27	Warm white	3000K	10W	1010lm	230V	NO	100
9G12B/EW/E	E27	Extra warm white	2700K	10W	980lm	230V	NO	100
9G12D/EW/E	E27	Extra warm white	2700K	12W	1050lm	230V	YES	100



GX53

9F01 | 1,5W | LED | GX53

LED CE

2  
YEAR

offer



9F01/D

9F01 | 1,5W | LED | GX53

LED CE

2  
YEAR

offer


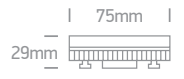


9F01/W

9F07L | 7W | SMD LED | GX53

LED 80  
CRI

CE 2  
YEAR

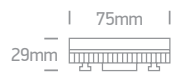


9F07L/C

9F07L | 7W | SMD LED | GX53

LED 80  
CRI

CE 2  
YEAR



9F07L/W

Order Code	Lampholder	Light Colour	CCT (K)	Watts	Lumen (lm)	Input	Dimmable	
9F01/D	GX53	Daylight	6000K	1,5W	120lm	230V	NO	100
9F01/W	GX53	Warm white	3000K	1,5W	120lm	230V	NO	100
9F07L/C	GX53	Cool white	4000K	7W	600lm	230V	NO	100
9F07L/W	GX53	Warm white	3000K	7W	600lm	230V	NO	100



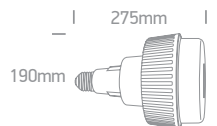
9G80N/C/LE

## High Power LED



9G80N | 80W | SMD 2835 | E40

**LED** 80  
CRI  
CE 2  
YEAR



Order Code	Lampholder	Light Colour	CCT (K)	Watts	Lumen (lm)	Beam Angle	Input	Dimmable	Box
9G80N/C/LE	E40	Cool white	4000K	80W	8800lm	120°	230V	NO	4



9T05RD/A/E

9G04RAD/A/E

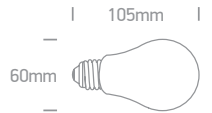
# Retro Amber Lamps LED

Dimmable


**9G03RAD** | 6,5W | LED | E27 | Dimmable



**LED** 80 CRI TRIAC DIMMABLE  
 CE 2 YEAR




**9T05RD** | 5W | LED | T28 | E27 | Dimmable



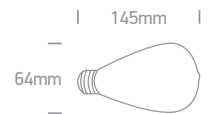
**LED** 80 CRI TRIAC DIMMABLE  
 CE 2 YEAR



**9G04RAD** | 7W | LED | E27 | Dimmable



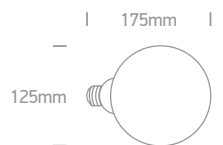
**LED** 80 CRI TRIAC DIMMABLE  
 CE 2 YEAR



**9G06RD** | 7W | LED | G125 | E27 | Dimmable



**LED** 80 CRI TRIAC DIMMABLE  
 CE 2 YEAR



Order Code	Lampholder	Light Colour	CCT (K)	Watts	Lumen (lm)	Input	Dimmable	
9G03RAD/A/E	E27	Amber	2200K	6,5W	800lm	230V	YES	100
9T05RD/A/E	E27	Amber	2200K	5W	500lm	230V	YES	100
9G04RAD/A/E	E27	Amber	2200K	7W	800lm	230V	YES	50
9G06RD/A/E	E27	Amber	2200K	7W	520lm	230V	YES	20



## Retro Lamps LED



9C02R | 2W | LED | E14

LED 80 CRI  
CE 2 YEAR



9G03R | 4W | LED | E27

LED 80 CRI  
CE 2 YEAR



9G06RD | 5W | LED | G125 | E27 | Dimmable

LED 80 CRI  
CE 2 YEAR  
TRIAC DIMMABLE



Order Code	Lampholder	Light Colour	CCT (K)	Watts	Lumen (lm)	Input	Dimmable	Box
9C02R/EW/SE	E14	Extra warm white	2700K	2W	250lm	230V	NO	100
9G03R/EW/E	E27	Extra warm white	2700K	4W	470lm	230V	NO	100
9G06RD/EW/E	E27	Extra warm white	2700K	5W	600lm	230V	YES	20



## Decorative Lamps



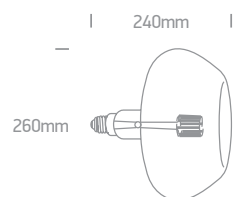
9G08K/A

9G08K | 8W | LED | E27

Decorative lamps.

LED CE

2  
YEAR



Order Code	Lampholder	Glass Colour	Watts	Input	Dimmable	
9G08K/A	E27	Amber	8W	230V	NO	6

# Decorative Lamps



9G04E | 4W | LED | E27

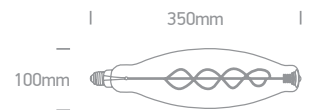
Decorative lamps.

LED CE

2  
YEAR



9G04E/A



9G08D | 8W | LED | E27

Decorative lamps.

LED CE

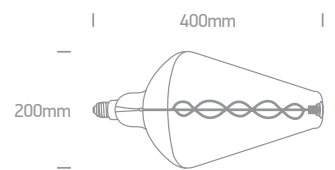
2  
YEAR



9G08D/A



9G08D/DC



9G08E | 8W | LED | E27

Decorative lamps.

LED CE

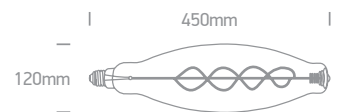
2  
YEAR



9G08E/A



9G08E/DC



Order Code	Lampholder	Glass Colour	Watts	Input	Dimmable	
9G04E/A	E27	Amber	4W	230V	NO	8
9G08D/A	E27	Amber	8W	230V	NO	6
9G08D/DC	E27	Dark chrome	8W	230V	NO	6
9G08E/A	E27	Amber	8W	230V	NO	8
9G08E/DC	E27	Dark chrome	8W	230V	NO	8



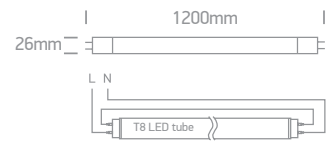


## T8 Tubes Glass



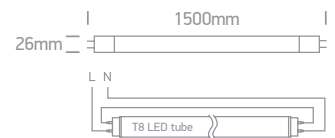
**9018L** | 18W | SMD 2835 | T8 | Glass

**LED** 80  
CRI  
CE 2  
YEAR



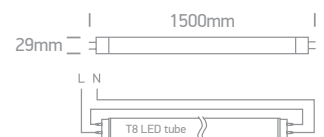
**9022L** | 24W | SMD 2835 | T8 | Glass

**LED** 80  
CRI  
CE 2  
YEAR



**9026L** | 25W | SMD LED | T8 | Rotating

**LED** 80  
CRI  
CE 2  
YEAR



**offer**

Order Code	Lampholder	Light Colour	CCT (K)	Watts	Lumen (lm)	Beam Angle	Input	Dimmable	
9018L/D	G13	Daylight	6500K	18W	2000lm	320°	230V	NO	25
9018L/C	G13	Cool white	4000K	18W	2000lm	320°	230V	NO	25
9018L/W	G13	Warm white	3000K	18W	2000lm	320°	230V	NO	25
9022L/D	G13	Daylight	6500K	24W	2650lm	320°	230V	NO	25
9022L/C	G13	Cool white	4000K	24W	2650lm	320°	230V	NO	25
9022L/W	G13	Warm white	3000K	24W	2650lm	320°	230V	NO	25
9026L/W	G13	Warm white	3000K	25W	2200lm	180°	230V	NO	20

# T8 Tubes Glass

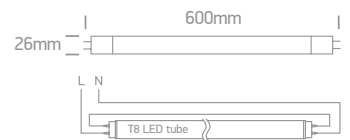
CCT V



9009L | 9W | SMD 2835 | T8 | Glass

LED 80 CRI   
 CE 2 YEAR

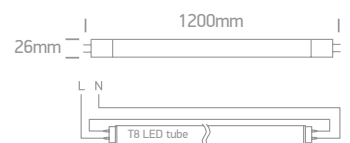
new



9018L | 18W | SMD 2835 | T8 | Glass

LED 80 CRI   
 CE 2 YEAR

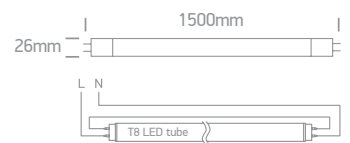
new




9022L | 24W | SMD 2835 | T8 | Glass

LED 80 CRI   
 CE 2 YEAR

new

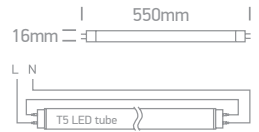


Order Code	Lampholder	Light Colour	CCT (K)	Watts	Lumen (lm)	Beam Angle	Input	Dimmable	
9009L/V	G13	CCT V	3000K-4000K-6500K	9W	1000lm	240°	230V	NO	25
9018L/V	G13	CCT V	3000K-4000K-6500K	18W	2000lm	240°	230V	NO	12
9022L/V	G13	CCT V	3000K-4000K-6500K	24W	2650lm	240°	230V	NO	12



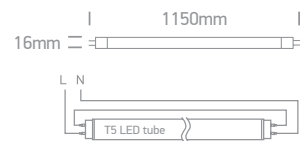
9007LA | 7W | SMD 2835 | T5 | Glass

LED 90 CRI  
CE 2 YEAR



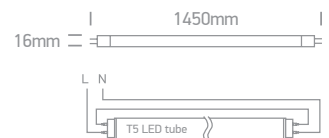
9016LA | 16W | SMD 2835 | T5 | Glass

LED 90 CRI  
CE 2 YEAR



9018LA | 18W | SMD 2835 | T5 | Glass

LED 90 CRI  
CE 2 YEAR



## T9C Circular



9922L | 11W | LED | T9 | G10Q

LED 80 CRI  
CE 2 YEAR



offer



9940L | 20W | LED | T9 | G10Q

LED 80 CRI  
CE 2 YEAR



offer

Order Code	Lampholder	Light Colour	CCT (K)	Watts	Lumen (lm)	Beam Angle	Input	Dimmable	
9007LA/C	G5	Cool white	4000K	7W	1000lm	320°	230V	NO	25
9016LA/C	G5	Cool white	4000K	16W	2400lm	320°	230V	NO	25
9018LA/C	G5	Cool white	4000K	18W	2800lm	320°	230V	NO	25
9922L/W	G10Q	Warm white	3000K	11W	1000lm	-	230V	NO	20
9940L/W	G10Q	Warm white	3000K	20W	1800lm	-	230V	NO	10

# G45 LED Ball Lamps

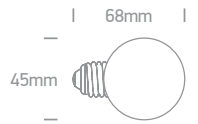


9G01/GR/E | 0,5W | SMD LED | G45 | E27

LED CE

2  
YEAR

offer

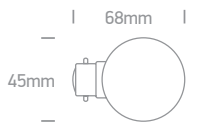


9G01/BL/B | 0,5W | SMD LED | G45 | B22

LED CE

2  
YEAR

offer

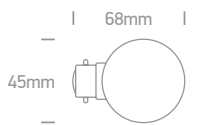


9G01/GR/B | 0,5W | SMD LED | G45 | B22

LED CE

2  
YEAR

offer

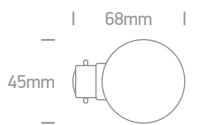



9G01/R/B | 0,5W | SMD LED | G45 | B22

LED CE

2  
YEAR

offer



Order Code	Lampholder	Light Colour	Watts	Input	Dimmable	
9G01/GR/E	E27	Green	0,5W	230V	NO	200
9G01/BL/B	B22	Blue	0,5W	230V	NO	200
9G01/GR/B	B22	Green	0,5W	230V	NO	200
9G01/R/B	B22	Red	0,5W	230V	NO	200