

New 2025 Edition 2>Downlights Fixed LED

10109D/W/V



9W CCT Variable Dark Light LED Downlight .

Complete with non-dimmable driver.

Complies with standard EN60598-1 and any other specific standards.



Downloads



Dimensions



Gallery






Physical Specification

| | |
|------------|----------------------|
| Item Group | New 2025 Edition 2 |
| Family | Downlights Fixed LED |
| Order Code | 10109D/W/V |
| Colour | White |
| Material | Die Cast |
| Shape | Circular |
| Height | 50mm |

| | |
|----------------------|-------|
| Diameter | 120mm |
| Cutout Hole Diameter | 110mm |
| Recessed Ceiling | Yes |
| Depth Required | 70mm |
| Indoor | Yes |
| Adjustable | No |
| IK Rating | 7 |

Electrical Characteristics

| Gear | External-Included |
|------------------|---|
| Fitting + Driver | |
| Input Voltage | 220-240V |
| 50 Hz | Yes |
| 60 Hz | Yes |
| Safety Class |  |
| Power(Watts) | 12W |
| IP Rating | IP20 |
| Light Source | LED built in |
| Dimmable | No |
| F Mark |  |

| Fitting | |
|---------------|---|
| Input Type | Constant Current |
| Input Current | 300mA |
| Safety Class |  |
| IP Rating | IP20 |
| Light Source | LED built in |
| LED Type | SMD |

| Gear | |
|------|--|
|------|--|

| |
|---------------|
| Gear Type |
| Input Voltage |
| 50 Hz |
| 60 Hz |
| Output |
| IP Rating |
| Safety Class |
| Dimmable |

| |
|---|
| Led Driver |
| 220-240V |
| Yes |
| Yes |
| 300mA |
| IP20 |
|  |
| No |

Illumination Data

| |
|----------------------|
| Colour Temperature |
| Lumen Output |
| Light Efficiency |
| CRI |
| Beam Angle |
| Illumination Diagram |
| Dark Light |

| |
|---|
| 3000K-4000K-5000K |
| 1000lm |
| 83lm/W |
| 90 |
| 100° |
|  |
| Yes |

Packing Info

| |
|------------|
| Box Weight |
| Pcs/Carton |
| Barcode |
| HS Code |

| |
|---------------|
| 0.360kg |
| 40 |
| 5291889081142 |
| 9405413990 |

Certification & Warranty

switch to
one light!

one
LIGHT

