

06 Downlights Fixed LED>The COB Project Round Range

10110K/W/W



10W COB LED project round range downlight, IP53.

Complete with 250mA dimmable driver.

Complies with standard EN60598-1 and any other specific standards.



Downloads



Dimensions



Gallery






Physical Specification

|            |                             |
|------------|-----------------------------|
| Item Group | 06 Downlights Fixed LED     |
| Family     | The COB Project Round Range |
| Order Code | 10110K/W/W                  |
| Colour     | White                       |
| Material   | Die Cast                    |
| Shape      | Circular                    |
| Height     | 125mm                       |

|                      |       |
|----------------------|-------|
| Diameter             | 137mm |
| Cutout Hole Diameter | 122mm |
| Recessed Ceiling     | Yes   |
| Depth Required       | 150mm |
| Indoor               | Yes   |
| Adjustable           | No    |

## Electrical Characteristics

| Gear             | External-Included   |
|------------------|---|
| Fitting + Driver |   |
| Input Voltage    | 220-240V  |
| 50 Hz            | Yes   |
| 60 Hz            | Yes   |
| Safety Class     |  |
| Power(Watts)     | 10W   |
| IP Rating        | IP53  |
| Light Source     | LED built in  |
| Dimmable         | Yes   |
| Dimmer type      | Triac   |
| F Mark           |  |

| Fitting       |   |
|---------------|---|
| Input Type    | Constant Current  |
| Input Current | 250mA   |
| Voltage       | 36V   |
| Safety Class  |  |
| Power(Watts)  | 9W  |
| IP Rating     | IP53  |
| Light Source  | LED built in  |
| LED Brand     | GH  |

## Gear

Gear Type

Led Driver

Input Voltage

220-240V

50 Hz

Yes

60 Hz

Yes

Power(Watts)

8,75-10,5W

Power Factor

0,9

Constant Current

Yes

250mA

35-42V

IP Rating

IP20

Safety Class



Dimmable

No

Ambient Temp

40°C

Operating Temp

80°C

Housing Material

Plastic

Output Terminal

Cable

## Illumination Data

Colour Temperature

3000K

Lumen Output

600lm

Light Efficiency

60lm/W

CRI

80

Beam Angle

100°

Illumination Diagram



## Packing Info

Box Length

14,5cm

Box Width

14,5cm

|            |               |
|------------|---------------|
| Box Height | 13,5cm        |
| Box Weight | 0,64kg        |
| Pcs/Carton | 24            |
| Barcode    | 5291889028123 |
| HS Code    | 9405409900    |

#### Certification & Warranty

|                |         |
|----------------|---------|
| Warranty       | 2 Years |
| Weee Directive | Yes     |

switch to  
**one light!**

one  
LIGHT

