

06 Downlights Fixed LED>The Semi Dark Light COB Pro Range

10140CD/W/W



40W COB LED semi dark light recessed downlight, IP20.

Complete with 1000mA driver.

Complies with standard EN60598-1 and any other specific standards.



Downloads



Dimensions



Gallery






Physical Specification

Item Group	06 Downlights Fixed LED
Family	The Semi Dark Light COB Pro Range
Order Code	10140CD/W/W
Colour	White
Material	Die Cast
Shape	Circular
Height	90mm

Diameter	260mm
Cutout Hole Diameter	245mm
Recessed Ceiling	Yes
Depth Required	100mm
Indoor	Yes
Adjustable	No

Electrical Characteristics

Gear	External-Included
Fitting + Driver	
Input Voltage	220-240V
50 Hz	Yes
60 Hz	Yes
Safety Class	
Power(Watts)	40W
IP Rating	IP20
Light Source	LED built in
Dimmable	No
F Mark	

Fitting	
Input Type	Constant Current
Input Current	1000mA
Voltage	36V
Safety Class	
Power(Watts)	36W
IP Rating	IP20
Light Source	LED built in
LED Type	COB
LED Brand	Epistar

Gear

Gear Type

Led Driver

Input Voltage

220-240V

50 Hz

Yes

60 Hz

Yes

Power(Watts)

25-40W

Power Factor

0,95

Constant Current

Yes

1000mA

25-40V

IP Rating

IP20

Safety Class



Dimmable

No

Ambient Temp

50°C

Operating Temp

85°C

Housing Material

Plastic

Output Terminal

Cable

Brand

Kegu

Illumination Data

Colour Temperature

3000K

Lumen Output

2920lm

Light Efficiency

73lm/W

CRI

80

Beam Angle

180°

Illumination Diagram



Packing Info

Box Length

28cm

Box Width	28cm
Box Height	9,5cm
Box Weight	1,5kg
Pcs/Carton	6
Barcode	5291889042211
HS Code	9405409900

Certification & Warranty

Warranty	2 Years
Weee Directive	Yes

switch to
one light!

one
LIGHT

