

06 Downlights Fixed LED > Round Downlights

10142/W



42W LED recessed downlight with interchangeable rings, IP20.
Ideal for general lighting applications.

Rings must be order separately.

Complete with 1000mA driver.

Complies with standard EN60598-1 and any other specific standards.



Downloads



Dimensions



Gallery



Must be ordered separately



10100/AL



10100/G





10100/W

Physical Specification

Item Group	06 Downlights Fixed LED
Family	Round Downlights
Order Code	10142/W
Material	Aluminium
Shape	Circular
Height	156mm
Diameter	202mm
Cutout Hole Diameter	180mm
Recessed Ceiling	Yes
Depth Required	170mm
Indoor	Yes
Adjustable	No

Electrical Characteristics


Gear	External-Included
Fitting + Driver	
Input Voltage	100-240V
50 Hz	Yes
60 Hz	Yes
Safety Class	
Power(Watts)	42W
IP Rating	IP20
Light Source	LED built in
Dimmable	No
F Mark	

Fitting

Input Type	Constant Current
Input Current	1000mA

Voltage	40V
Safety Class	
Power(Watts)	40W
IP Rating	IP20
Light Source	LED built in
LED Brand	Citizen
F Mark	

Gear

Gear Type	Led Driver
Input Voltage	100-240V
50 Hz	Yes
60 Hz	Yes
Power(Watts)	27-42W
Power Factor	0,9
Constant Current	Yes
1000mA	27-42V
IP Rating	IP20
Safety Class	
Dimmable	No
Ambient Temp	45°C
Operating Temp	85°C
Housing Material	Plastic
Output Terminal	Cable

Illumination Data

Colour Temperature	3000K
Lumen Output	3290lm
Light Efficiency	78,33lm/W
CRI	80
Beam Angle	60°



Packing Info

Box Length	21,5cm
Box Width	19cm
Box Height	21,5cm
Box Weight	2,03Kg
Pcs/Carton	4
Barcode	5291889033417
HS Code	9405409900

Certification & Warranty

Warranty	2 Years
Weee Directive	Yes

switch to
one light!

one
LIGHT

