

04 Recessed Spots Adjustable LED>The Super Narrow Beam

11102DB/W/W



2W LED super narrow beam recessed adjustable spot, IP20.

Requires 700mA driver.

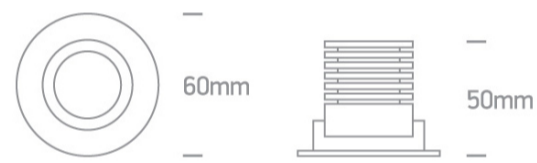
Complies with standard EN60598-1 and any other specific standards.



Downloads




Dimensions



Must be ordered separately



89004A



89004AT



Physical Specification

Item Group	04 Recessed Spots Adjustable LED
Family	The Super Narrow Beam
Order Code	11102DB/W/W
Colour	White
Material	Die Cast
Shape	Circular


Height	50mm
Diameter	60mm
Cutout Hole Diameter	52mm
Recessed Ceiling	Yes
Depth Required	65mm
Indoor	Yes
Adjustable	1 Direction

Electrical Characteristics

Fitting

Input Type	Constant Current
Input Current	700mA
Voltage	3V
Safety Class	
Power(Watts)	2W
IP Rating	IP20
Light Source	LED built in
LED Type	COB
LED Brand	Citizen
Cable Length	40cm
F Mark	

Illumination Data

Colour Temperature	3000K
Lumen Output	140lm
Light Efficiency	70lm/W
CRI	80
Beam Angle	3°
Illumination Diagram	

Packing Info

Pcs/Carton

100

Barcode

5291889064336

HS Code

9405409900

Certification & Warranty

Warranty

3 Years

Weee Directive

Yes

switch to
one light!

one
LIGHT

