

## 04 Recessed Spots Adjustable LED>Moving Inner Cylinder Range

# 11106M/W/W



6W LED recessed adjustable spot, IP20.

Requires 350mA driver.

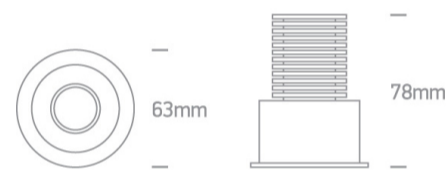
Complies with standard EN60598-1 and any other specific standards.



### Downloads



### Dimensions



Must be ordered separately



89008



### Physical Specification

Item Group	04 Recessed Spots Adjustable LED
Family	Moving Inner Cylinder Range
Order Code	11106M/W/W
Colour	White
Material	Die Cast
Shape	Circular


Height	78mm
Diameter	63mm
Cutout Hole Diameter	55mm
Recessed Ceiling	Yes
Depth Required	95mm
Indoor	Yes
Adjustable	2 Directions

## Electrical Characteristics

### Fitting

Input Type	Constant Current
Input Current	350mA
Voltage	17,6V
Safety Class	
Power(Watts)	6W
IP Rating	IP20
Light Source	LED built in
LED Type	COB
LED Brand	Citizen
Cable Length	40cm
F Mark	

## Illumination Data

Colour Temperature	3000K
Lumen Output	540lm
Light Efficiency	90lm/W
CRI	90
Beam Angle	24°
Illumination Diagram	

## Packing Info

Box Length	6,5cm
Box Width	6,5cm
Box Height	8,5cm
Pcs/Carton	60
Barcode	5291889064312
HS Code	9405409900

## Certification & Warranty

Warranty	3 Years
Weee Directive	Yes

switch to  
**one light!**

one  
LIGHT

