

08 Downlights Adjustable LED>The COB Shop Range Die cast

11138/G/C



38W COB LED Recessed adjustable downlight, shop range, IP20.

Supplied with non-dimmable LED driver.

Complies with standard EN60598-1 and any other specific standards.



Downloads



Dimensions



Gallery






Physical Specification


Item Group	08 Downlights Adjustable LED
Family	The COB Shop Range Die cast
Order Code	11138/G/C
Colour	Grey
Material	Die Cast
Shape	Circular
Height	130mm

Diameter	168mm
Cutout Hole Diameter	150mm
Recessed Ceiling	Yes
Depth Required	160mm
Indoor	Yes
Adjustable	2 Directions


Electrical Characteristics

Gear	External-Included
Fitting + Driver	
Input Voltage	100-240V
50 Hz	Yes
60 Hz	Yes
Safety Class	
Power(Watts)	38W
IP Rating	IP20
Light Source	LED built in
Dimmable	No
F Mark	

Fitting	
Input Type	Constant Current
Input Current	900mA
Voltage	42V
Safety Class	
Power(Watts)	37,8W
IP Rating	IP20
Light Source	LED built in
LED Type	COB

LED Brand	Cree
Gear	
Gear Type	Led Driver
Input Voltage	100-240V
50 Hz	Yes
60 Hz	Yes
Power(Watts)	24,3-37,8W
Power Factor	0,9
Constant Current	Yes
900mA	27-42V
IP Rating	IP20
Safety Class	
Dimmable	No
Ambient Temp	70°C
Operating Temp	40°C
Housing Material	Plastic
Brand	Lifud

Illumination Data

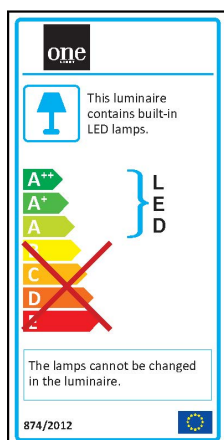
Colour Temperature	4000K
Lumen Output	2450lm
Light Efficiency	64,47lm/W
CRI	80
Beam Angle	38°
Illumination Diagram	

Packing Info

Box Length	18cm
Box Width	18cm

Box Height	15cm
Box Weight	1,25kg
Pcs/Carton	12
Barcode	5291889035527
HS Code	9405409900

Energy Label



Certification & Warranty

Warranty	2 Years
Weee Directive	Yes

switch to
one light!

one
LIGHT

