

14 Plafo>Slim Line Panel Plafo

62116F/W/C



16W Downlight LED, IP20

Complete with 210mA driver.

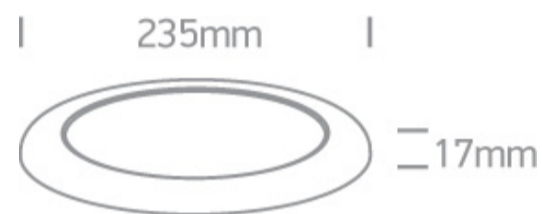
Complies with standard EN60598-1 and any other specific standards.



Downloads



Dimensions



Gallery



Physical Specification

Item Group

14 Plafo

Family

Slim Line Panel Plafo

Order Code

62116F/W/C

Colour

White

Material

Plastic

Shape



Circular

Height

17mm


Diameter	235mm
Cutout Hole Diameter	70mm-175mm
Recessed Ceiling	Yes
Depth Required	50mm
Indoor	Yes
Adjustable	No

## Electrical Characteristics


Gear	Built In
Fitting + Driver	
Input Voltage	220-240V
50 Hz	Yes
60 Hz	Yes
Safety Class	
Power(Watts)	16W
IP Rating	IP20
Light Source	LED built in
Dimmable	No
F Mark	

Fitting	
Input Type	Constant Current
Input Current	210mA
Voltage	78V
Power(Watts)	15,6W
IP Rating	IP20
Light Source	LED built in
LED Type	SMD 2835
LED Brand	Epistar

## Gear

Gear Type	Led Driver
Input Voltage	220-240V
50 Hz	Yes
60 Hz	Yes
Power(Watts)	16W
Power Factor	0,5
Constant Current	Yes
Output	210mA
IP Rating	IP20
Safety Class	
Dimmable	No
Output Terminal	Cable

## Illumination Data

Colour Temperature	4000K
Lumen Output	1500lm
Light Efficiency	93,75lm/W
CRI	80
Illumination Diagram	

## Packing Info

Box Weight	0.555kg
Pcs/Carton	20
Barcode	5291889067757
HS Code	9405114090

Warranty

2 Years

Weee Directive

Yes

switch to  
**one light!**

one  
LIGHT

