

14 Plafo>The LED Panel Plafo Square

62122F/B/W



22W LED slim plafo light, IP40, suitable for residential and commercial application.

Supplied with non-dimmable LED driver.

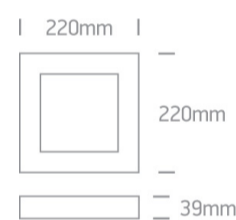
Complies with standard EN60598-1 and any other specific standards.



Downloads







Dimensions




Physical Specification

Item Group	14 Plafo
Family	The LED Panel Plafo Square
Order Code	62122F/B/W
Colour	Black
Material	Die Cast
Shape	Rectangular
Length	220mm
Width	220mm
Height	39mm
Surface Ceiling	Yes
Indoor	Yes
Adjustable	No


Gear	External-Included
Fitting + Driver	
Input Voltage	220-240V
50 Hz	Yes
60 Hz	Yes
Safety Class	
Power(Watts)	22W
IP Rating	IP40
Light Source	LED built in
Dimmable	No
F Mark	

Fitting	
Input Type	Constant Current
Input Current	700mA
Voltage	28V
Safety Class	
Power(Watts)	18,2W
IP Rating	IP40
Light Source	LED built in
LED Type	SMD 2016
LED Brand	Sanan
F Mark	

Gear	
Gear Type	Led Driver
Input Voltage	220-240V
50 Hz	Yes
60 Hz	Yes

Power(Watts)	12,6-21W
Power Factor	0,9
Constant Current	Yes
700mA	18-30V
IP Rating	IP20
Safety Class	
Dimmable	No
Ambient Temp	45°C
Operating Temp	80°C
Housing Material	Plastic
Output Terminal	Cable
Brand	Eaglerise

Illumination Data

Colour Temperature	3000K
Lumen Output	1870lm
Light Efficiency	67,72lm/W
CRI	80
Illumination Diagram	

Packing Info

Box Length	23,5cm
Box Width	22cm
Box Height	4,5cm
Box Weight	1.100kg
Pcs/Carton	10
Barcode	5291889060307
HS Code	9405413990

Warranty

2 Years

Weee Directive

Yes

switch to
one light!

one
LIGHT

