

15 Plafo>The LED Project Plafo Metal

## 62125D/W/W



25W LED slim plafo light, IP20, suitable for residential and commercial application.

Supplied with non-dimmable LED driver.

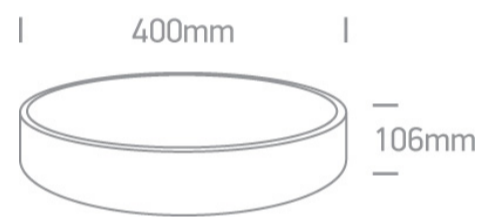
Complies with standard EN60598-1 and any other specific standards.



### Downloads






### Dimensions




### Physical Specification

Item Group	15 Plafo
Family	The LED Project Plafo Metal
Order Code	62125D/W/W
Colour	White
Material	Metal
Shape	Circular
Height	106mm
Diameter	400mm
Surface Ceiling	Yes
Indoor	Yes
Adjustable	No


Gear		External-Included
Fitting + Driver		
Input Voltage		220-240V
50 Hz		Yes
60 Hz		Yes
Safety Class		
Power(Watts)		25W
IP Rating		IP20
Light Source		LED built in
Dimmable		No
F Mark		

Fitting		
Input Type		Constant Current
Input Current		700mA
Voltage		40V
Power(Watts)		28W
IP Rating		IP20
Light Source		LED built in
LED Type		SMD 2835
LED Brand		Bridgelux
LED Number		50
F Mark		

Gear		
Gear Type		Led Driver
Input Voltage		220-240V
50 Hz		Yes
60 Hz		Yes

Power(Watts)	19-30W
Power Factor	0,9
Constant Current	Yes
700mA	30-44V
IP Rating	IP20
Safety Class	
Dimmable	No
Housing Material	Plastic
Output Terminal	Cable
Brand	KEGU

### Illumination Data

Colour Temperature	3000K
Lumen Output	2125lm
Light Efficiency	85lm/W
CRI	80
Beam Angle	120°
Illumination Diagram	

### Packing Info

Box Weight	2,6Kg
Pcs/Carton	1
Barcode	5291889046745
HS Code	9405409900

Warranty

3 Years

Weee Directive

Yes

switch to  
**one light!**

one  
LIGHT

