

14 Plafo>LED Die Cast Panel Range

62140RF/W/W



40W LED slim plafo light, IP40, suitable for residential and commercial application.

Supplied with non-dimmable LED driver.

Complies with standard EN60598-1 and any other specific standards.



Downloads




Dimensions



Gallery



Accessories





050128



Physical Specification

Item Group	14 Plafo
Family	LED Die Cast Panel Range
Order Code	62140RF/W/W
Colour	White
Material	Die Cast
Shape	Rectangular
Length	1200mm
Width	145mm
Height	50mm
Surface Ceiling	Yes
Indoor	Yes
Adjustable	No


Electrical Characteristics

Gear	External-Included
Fitting + Driver	
Input Voltage	220-240V
50 Hz	Yes
60 Hz	Yes
Safety Class	
Power(Watts)	40W
IP Rating	IP40
Light Source	LED built in
Dimmable	No
F Mark	


Fitting	
Input Type	Constant Current
Input Current	1000mA

Voltage	38V
Safety Class	
Power(Watts)	38W
IP Rating	IP20
Light Source	LED built in
LED Type	SMD 2016
LED Brand	Sanan
LED Number	300
F Mark	

Gear

Gear Type	Led Driver
Input Voltage	220-240V
50 Hz	Yes
60 Hz	Yes
Power(Watts)	30-40W
Power Factor	0,9
Constant Current	Yes
1000mA	30-40V
IP Rating	IP20
Safety Class	
Dimmable	No
Ambient Temp	40°C
Operating Temp	80°C
Housing Material	Plastic
Output Terminal	Cable
Fast Connector	Yes
Fast Connector Type	Other
Brand	ONE Light

Illumination Data

Colour Temperature	3000K
Lumen Output	2700lm
Light Efficiency	67,5lm/W
CRI	80
Illumination Diagram	

Packing Info

Box Weight	4.620kg
Pcs/Carton	5
Barcode	5291889049890
HS Code	9405413990

Certification & Warranty

Warranty	2 Years
Weee Directive	Yes

switch to
one light!

one
LIGHT

