

09 Track Lights>The Track Floodlight Range

## 65042T/B/W



42W LED floodlight range track light, high lumen output ideal for shops and showrooms.

Complete with driver.

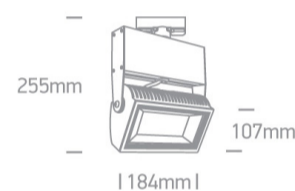
Complies with standard EN60598-1 and any other specific standards.



### Downloads



### Dimensions



### Gallery



### Related items



40002A/B



40003A/B

### Physical Specification

Item Group


09 Track Lights

Family


The Track Floodlight Range

Order Code	65042T/B/W
Colour	Black
Material	Die Cast
Shape	Rectangular
Length	184mm
Width	107mm
Height	255mm
Track mounted	Yes
Indoor	Yes
Adjustable	2 Directions


#### Electrical Characteristics

Gear	Built In
Fitting + Driver	
Input Voltage	220-240V
50 Hz	Yes
60 Hz	Yes
Safety Class	
Power(Watts)	42W
IP Rating	IP20
Light Source	LED built in
Dimmable	No

Fitting	
Input Type	Constant Current
Input Current	1200mA
Voltage	33V
Power(Watts)	39,6W
IP Rating	IP20
Light Source	LED built in

LED Type	SMD 2835
LED Brand	Sanan
<b>Gear</b>	
Gear Type	Led Driver
Input Voltage	220-240V
50 Hz	Yes
60 Hz	Yes
Power(Watts)	32,4-50,4W
Power Factor	0,9
Constant Current	Yes
1200mA	27-42V
IP Rating	IP20
Safety Class	
Dimmable	No
Housing Material	Plastic
Output Terminal	Connector
Brand	Lifud
Protection	Short Circuit Protection

### Illumination Data

Colour Temperature	3000K
Lumen Output	3150lm
Light Efficiency	75lm/W
CRI	80
Beam Angle	80°
Illumination Diagram	

### Packing Info

Box Length	30cm
------------	------

Box Width	23cm
Box Height	10,5cm
Box Weight	1,9Kg
Pcs/Carton	4
Barcode	5291889043829
HS Code	9405409900

#### Certification & Warranty

Warranty	3 Years
Weee Directive	Yes

switch to  
**one light!**

one  
LIGHT

