

discontinue>discontinueitems

## 65650T/W/C



30W COB LED adjustable beam 20°-60° Track Spot

Complete with 750mA driver.

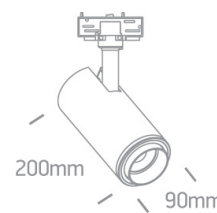
Complies with standard EN60598-1 and any other specific standards.



### Downloads



### Dimensions



### Related items



40001A/W



40002A/W




40003A/W

### Physical Specification

Item Group	discontinue
Family	discontinueitems
Order Code	65650T/W/C
Colour	White
Material	Aluminium
Shape	Circular
Height	200mm


Diameter	90mm
Track mounted	Yes
Indoor	Yes
Adjustable	2 Directions

## Electrical Characteristics


Gear	Built In
Fitting + Driver	
Input Voltage	220-240V
50 Hz	Yes
60 Hz	Yes
Safety Class	
Power(Watts)	30W
IP Rating	IP20
Light Source	LED built in
Dimmable	No

Fitting	
Input Type	Constant Current
Input Current	750mA
Voltage	38V
Power(Watts)	28,5W
IP Rating	IP20
Light Source	LED built in
LED Type	COB
LED Brand	Citizen

Gear	
Gear Type	Led Driver
Input Voltage	220-240V

50 Hz	Yes
60 Hz	Yes
Power(Watts)	25-30W
Power Factor	0,9
Constant Current	Yes
750mA	33-40V
IP Rating	IP20
Safety Class	
Brand	Lifud

### Illumination Data

Colour Temperature	4000K
Lumen Output	2400lm
Light Efficiency	80lm/W
CRI	80
Beam Angle	20°-60°
Illumination Diagram	

### Packing Info

Box Length	27cm
Box Width	10,5cm
Box Height	10,5cm
Box Weight	1.193kg
Pcs/Carton	15
Barcode	5291889061106
HS Code	9405413990

### Certification & Warranty

switch to  
**one light!**

one  
LIGHT

