

09 Track Lights>The COB Zoomable Cylinders

## 65650T/W/W



30W COB LED adjustable beam 20°-60° Track Spot

Complete with 750mA driver.

Complies with standard EN60598-1 and any other specific standards.



### Downloads



### Dimensions



### Related items



40001A/W



40002A/W




40003A/W

### Physical Specification

|            |                            |
|------------|----------------------------|
| Item Group | 09 Track Lights            |
| Family     | The COB Zoomable Cylinders |
| Order Code | 65650T/W/W                 |
| Colour     | White                      |
| Material   | Aluminium                  |
| Shape      | Circular                   |
| Height     | 200mm                      |


|               |              |
|---------------|--------------|
| Diameter      | 90mm         |
| Track mounted | Yes          |
| Indoor        | Yes          |
| Adjustable    | 2 Directions |

## Electrical Characteristics


|                  |   |
|------------------|---|
| Gear             | Built In  |
| Fitting + Driver |   |
| Input Voltage    | 220-240V  |
| 50 Hz            | Yes   |
| 60 Hz            | Yes   |
| Safety Class     |  |
| Power(Watts)     | 30W   |
| IP Rating        | IP20  |
| Light Source     | LED built in  |
| Dimmable         | No  |

|               |                  |
|---------------|------------------|
| Fitting       |                  |
| Input Type    | Constant Current |
| Input Current | 750mA            |
| Voltage       | 38V              |
| Power(Watts)  | 28,5W            |
| IP Rating     | IP20             |
| Light Source  | LED built in     |
| LED Type      | COB              |
| LED Brand     | Citizen          |

|               |            |
|---------------|------------|
| Gear          |            |
| Gear Type     | Led Driver |
| Input Voltage | 220-240V   |

|                  |   |
|------------------|---|
| 50 Hz            | Yes   |
| 60 Hz            | Yes   |
| Power(Watts)     | 25-30W  |
| Power Factor     | 0,9   |
| Constant Current | Yes   |
| 750mA            | 33-40V  |
| IP Rating        | IP20  |
| Safety Class     |  |
| Brand            | Lifud   |

### Illumination Data

|                      |   |
|----------------------|---|
| Colour Temperature   | 3000K   |
| Lumen Output         | 2300lm  |
| Light Efficiency     | 76,67lm/W   |
| CRI                  | 80  |
| Beam Angle           | 20°-60°   |
| Illumination Diagram |  |

### Packing Info

|            |               |
|------------|---------------|
| Box Length | 27cm          |
| Box Width  | 10,5cm        |
| Box Height | 10,5cm        |
| Box Weight | 1.193kg       |
| Pcs/Carton | 15            |
| Barcode    | 5291889061090 |
| HS Code    | 9405413990    |

### Certification & Warranty

switch to  
**one light!**

one  
LIGHT

