

13 Wall & Ceiling LED>Wall Adjustable Beams

67440A/AN/W



11W LED Outdoor Wall with adjustable beam, IP54.

Complete with driver.

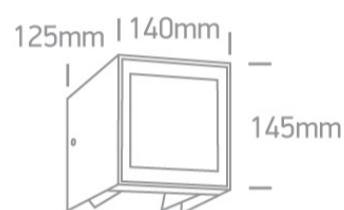
Complies with standard EN60598-1 and any other specific standards.



Downloads



Dimensions



Gallery



Physical Specification

Item Group

13 Wall & Ceiling LED

Family

Wall Adjustable Beams

Order Code

67440A/AN/W

Colour

Anthracite

Material

Die Cast

Diffuser Material



Glass


Shape


Rectangular

Length	140mm
Width	125mm
Height	145mm
Surface Wall	Yes
Indoor	Yes
Outdoor	Yes


Electrical Characteristics

Gear	Built In
Fitting + Driver	
Input Voltage	220-240V
50 Hz	Yes
60 Hz	Yes
Safety Class	
Power(Watts)	11W
IP Rating	IP54
Light Source	LED built in
Dimmable	No
F Mark	

Fitting	
Input Type	Constant Current
Input Current	350mA
Voltage	26V
Safety Class	
Power(Watts)	9,1W
IP Rating	IP54
Light Source	LED built in
LED Type	SMD 2835

LED Brand	Edison
Gear	
Gear Type	Led Driver
Input Voltage	220-240V
50 Hz	Yes
60 Hz	Yes
Power(Watts)	5,3-9W
Power Factor	0,5
Constant Current	Yes
350mA	15-26V
IP Rating	IP20
Safety Class	
Dimmable	No
Brand	Eaglerise

Illumination Data

Colour Temperature	3000K
Lumen Output	700lm
Light Efficiency	63,64lm/W
CRI	80
Illumination Diagram	

Packing Info

Box Length	15,5cm
Box Width	15,5cm
Box Height	14cm
Box Weight	1.562kg
Pcs/Carton	8
Barcode	5291889058182

HS Code

9405409900

Certification & Warranty

Warranty

2 Years

Weee Directive

Yes

switch to
one light!

one
LIGHT

