

14 Plafo > Decorative Plafo

## 67452/W/W



30W LED Plafo , IP20 suitable for residential and commercial application .

Complete with 800mA driver.

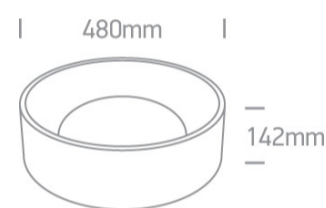
Complies with standard EN60598-1 and any other specific standards.



### Downloads






### Dimensions



### Physical Specification

Item Group	14 Plafo
Family	Decorative Plafo
Order Code	67452/W/W
Colour	White
Material	Aluminium
Shape	Circular
Height	142mm
Diameter	480mm
Surface Ceiling	Yes
Indoor	Yes
Adjustable	No


Gear		Built In	
Fitting + Driver			
Input Voltage		220-240V	
50 Hz		Yes	
60 Hz		Yes	
Safety Class			
Power(Watts)		30W	
IP Rating		IP20	
Light Source		LED built in	
Dimmable		No	
F Mark			

Fitting			
Input Type		Constant Current	
Input Current		800mA	
Voltage		33V	
Power(Watts)		28W	
IP Rating		IP20	
Light Source		LED built in	
LED Type		SMD 3030	
LED Brand		Bridgelux	
F Mark			

Gear			
Gear Type		Led Driver	
Input Voltage		220-240V	
50 Hz		Yes	
60 Hz		Yes	
Power(Watts)		27,2-31,2W	

Power Factor	0,9
Constant Current	Yes
800mA	34-39V
IP Rating	IP20
Safety Class	
Dimmable	No
Brand	Kegu

#### Illumination Data

Colour Temperature	3000K
Lumen Output	2400lm
Light Efficiency	80lm/W
CRI	90
Illumination Diagram	
Dark Light	Yes

#### Packing Info

Box Weight	2.600kg
Pcs/Carton	1
Barcode	5291889063933
HS Code	9405413990

#### Certification & Warranty

Warranty	3 years
----------	---------

switch to  
**one light!**

one  
LIGHT

