

19 Wall Recessed & Inground > Indoor Dark Light Wall Recessed

68008/G/BL



1W, Wall recessed LED light, ideal for step and corridor illumination.

Requires 350mA driver.

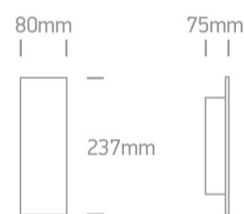
Complies with standard EN60598-1 and any other specific standards.



Downloads



Dimensions



Must be ordered separately



89004



Physical Specification

Item Group	19 Wall Recessed & Inground
Family	Indoor Dark Light Wall Recessed
Order Code	68008/G/BL
Colour	Grey
Material	Die Cast
Shape	Rectangular

Length	80mm
Width	237mm
Height	38mm
Cutout Hole Width	65mm
Cutout Hole Length	212mm
Recessed wall	Yes
Depth Required	90mm
Indoor	Yes
Adjustable	No

## Electrical Characteristics

### Fitting

Input Type	Constant Current
Input Current	350mA
Voltage	3V
Safety Class	
Power(Watts)	1W
IP Rating	IP20
Light Source	LED built in
LED Brand	Edison
Cable Length	50cm
F Mark	

## Illumination Data

Colour Temperature	Blue
Illumination Diagram	
Dark Light	Yes

## Packing Info

Pcs/Carton

20

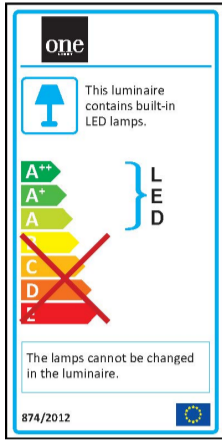
Barcode

5291889008620

HS Code

9405409900

## Energy Label



## Certification & Warranty

Warranty

2 Years

Weee Directive

Yes

switch to  
**one light!**

one  
LIGHT

