

19 Wall Recessed & Inground > The Dark Light Inground Range

## 69070C/W



15W COB LED inground uplighter. IP67, stainless steel 316L and die cast aluminium body.

Supplied with non-dimmable LED driver and box for concrete installation.

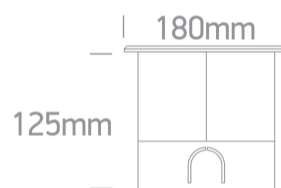
Complies with standard EN60598-1 and any other specific standards.



### Downloads



### Dimensions



### Gallery





### Physical Specification

Item Group	19 Wall Recessed & Inground
Family	The Dark Light Inground Range
Order Code	69070C/W
Colour	Stainless Steel
Material	Die Cast
Shape	Circular
Height	125mm

Diameter	180mm
Cutout Hole Diameter	165mm
Inground	Yes
Depth Required	155mm+300mm drainage
Indoor	Yes
Outdoor	Yes
Adjustable	No
IK Rating	10

## Electrical Characteristics

Gear	Built In
Fitting + Driver	
Input Voltage	220-240V
50 Hz	Yes
60 Hz	Yes
Safety Class	
Power(Watts)	15W
IP Rating	IP67
Light Source	LED built in
Dimmable	No
Cable Length	200cm
F Mark	

Fitting	
Input Type	Constant Current
Light Source	LED built in
LED Type	COB
LED Brand	Cree

Gear	
------	--

Gear Type	Led Driver
Input Voltage	220-240V
50 Hz	Yes
60 Hz	Yes
Power Factor	0,9
Constant Current	Yes
Dimmable	No
Housing Material	Plastic
Output Terminal	Connector

### Illumination Data

Colour Temperature	3000K
Lumen Output	1200lm
Light Efficiency	80lm/W
CRI	80
Beam Angle	20°
Illumination Diagram	
Dark Light	Yes

### Packing Info

Pcs/Carton	12
Barcode	5291889079682
HS Code	9405413990

### Certification & Warranty

Warranty

2 years

Weee Directive

Yes

switch to  
**one light!**

one  
LIGHT

