

19 Wall Recessed & Inground>The Inground Tiltable Range

## 69074C/W



12x1,5W COB LED inground uplight with a 36° beam which is tiltable +/-20°. IP67, stainless steel 316L and die cast aluminium body.

Supplied with non-dimmable LED driver and box for concrete installation.

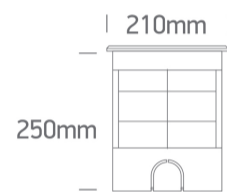
Complies with standard EN60598-1 and any other specific standards.



Downloads



Dimensions



Gallery





Physical Specification

Item Group	19 Wall Recessed & Inground
Family	The Inground Tiltable Range
Order Code	69074C/W
Colour	Stainless Steel
Material	Die Cast
Shape	Circular
Height	250mm

Diameter	210mm
Cutout Hole Diameter	200mm
Inground	Yes
Depth Required	270mm+300mm drainage
Indoor	Yes
Outdoor	Yes
Adjustable	1 Direction
IK Rating	10

## Electrical Characteristics


Gear	Built In
Fitting + Driver	
Input Voltage	220-240V
50 Hz	Yes
60 Hz	Yes
Safety Class	
Power(Watts)	12x1,5W
IP Rating	IP67
Light Source	LED built in
Dimmable	No
Cable Length	200cm
F Mark	

Fitting	
Input Type	Constant Current
Light Source	LED built in
LED Type	COB
LED Brand	Cree

Gear	
------	--

Gear Type	Led Driver
Input Voltage	220-240V
50 Hz	Yes
60 Hz	Yes
Power Factor	0,9
Constant Current	Yes
Dimmable	No
Housing Material	Plastic
Output Terminal	Connector

### Illumination Data

Colour Temperature	3000K
Lumen Output	1250lm
Light Efficiency	69,4lm/W
CRI	80
Beam Angle	36°
Illumination Diagram	
Dark Light	Yes

### Packing Info

Pcs/Carton	4
Barcode	5291889079651
HS Code	9405413990

### Certification & Warranty

Warranty

2 years

Weee Directive

Yes

switch to  
**one light!**

one  
LIGHT

