

New 2022 Edition 2>Drivers

## 89042L



DALI & Push to DIM LED driver.

Adjustable output using DIP switches.


Complies with standard EN61347-1 and any other specific standards.



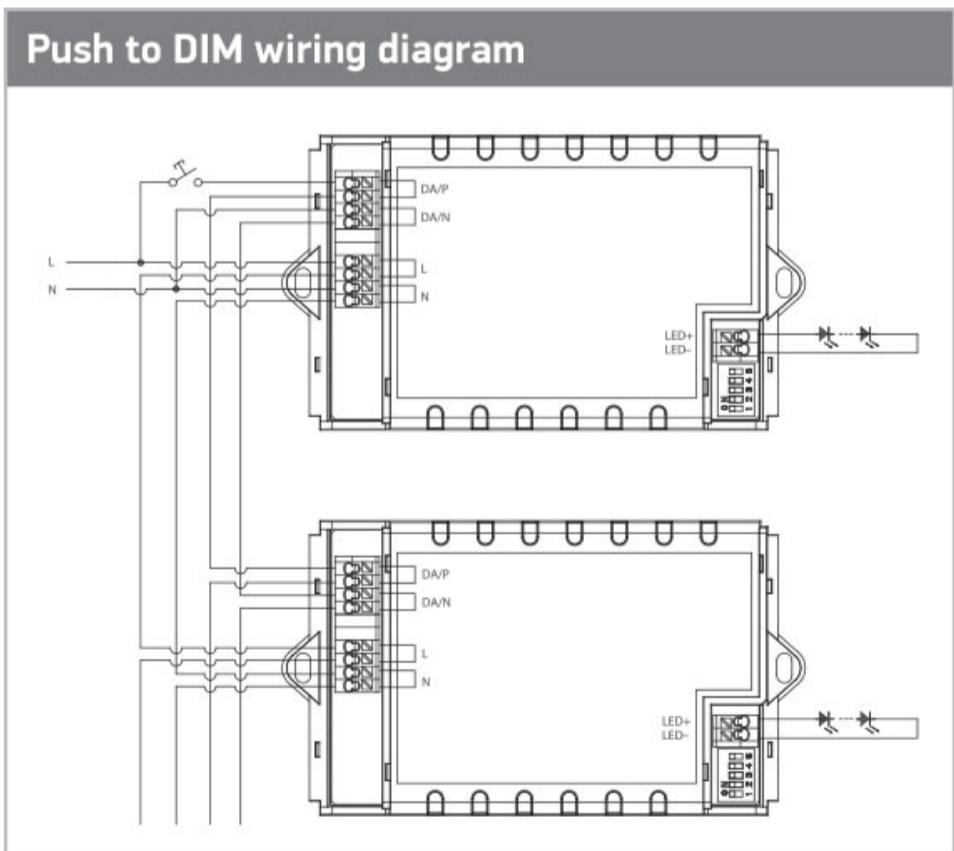
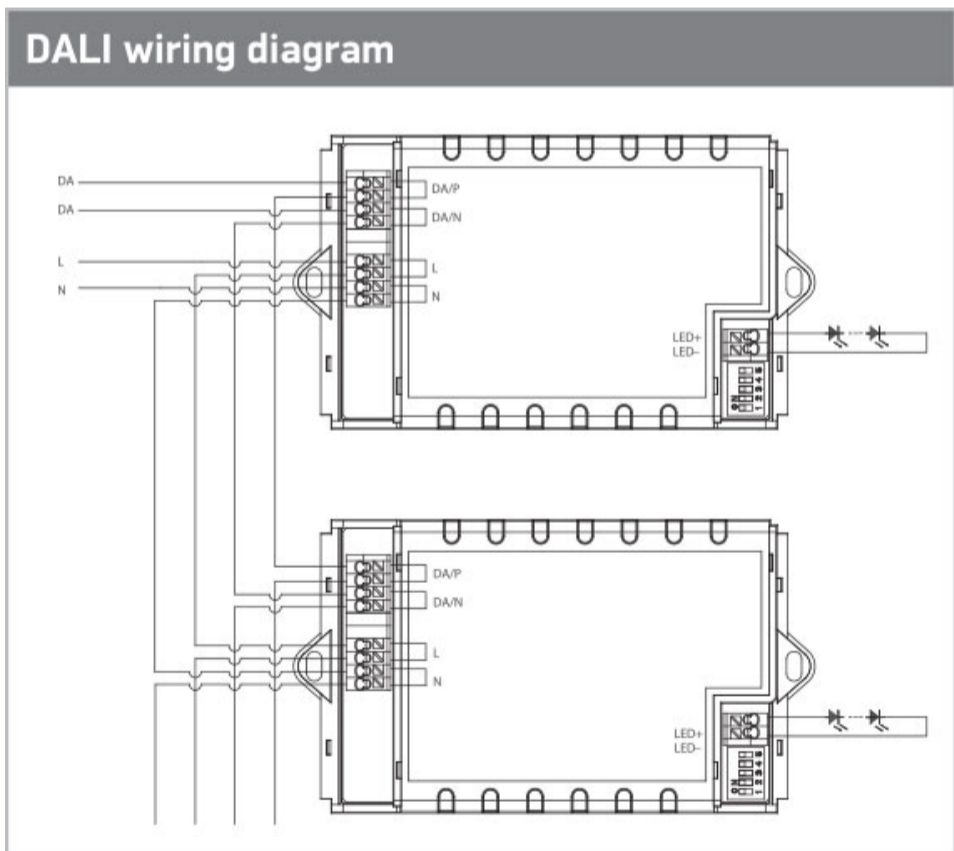
Downloads



Dimensions



Wiring Diagram



Physical Specification

Item Group

New 2022 Edition 2

Family
Order Code
Material
Shape
Length
Width
Height
Indoor

Drivers
89042L
Plastic
Rectangular
184mm
79mm
23mm
Yes

## Electrical Characteristics

### Gear

Gear Type
Input Voltage
50 Hz
60 Hz
Power(Watts)
Power Factor
Constant Current
350mA
500mA
600mA
700mA
800mA
900mA
950mA
1000mA
1050mA
IP Rating
Safety Class
Dimmable

Led Driver
220-240V
Yes
Yes
Refer to table
0.95
Yes
10-54V
10-54V
10-54V
10-54V
10-52V
10-50V
10-47V
10-45V
10-42V
IP20

Yes

Dimmer type	Dali, Push to Dim
Housing Material	Plastic
Output Terminal	Cable
Brand	One Light Ltd
Protection	Short Circuit / Overload / Overheat Protection

#### Packing Info

Box Weight	0,311Kg
Pcs/Carton	18
Barcode	5291889071587
HS Code	8504408290

#### Certification & Warranty

Warranty	5 Years
Weee Directive	Yes

switch to  
**one light!**

one  
LIGHT

