

22 Emergency Lights > Emergency LED Ceiling Plexiglass Signs

89408/W



3W LED Wall and ceiling Exit sign, IP20.

Supplied with battery.

With monthly Auto Self Test.

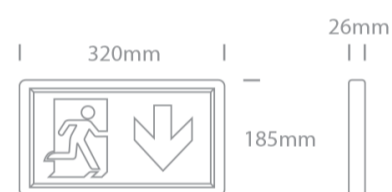
Complies with standard EN60598-1 and any other specific standards.



Downloads



Dimensions



Gallery






Physical Specification

Item Group	22 Emergency Lights
Family	Emergency LED Ceiling Plexiglass Signs
Order Code	89408/W
Colour	White
Material	PC
Shape	Rectangular
Length	320mm


Width	185mm
Height	26mm
Surface Wall	Yes
Indoor	Yes
Adjustable	No

Electrical Characteristics

Gear	Built In
Fitting + Driver	
Input Voltage	220-240V
50 Hz	Yes
60 Hz	Yes
Safety Class	
Power(Watts)	3W
IP Rating	IP20
Light Source	LED built in
Dimmable	No
F Mark	

Fitting	
Input Type	Constant Current
Power(Watts)	3W
IP Rating	IP20
Light Source	LED built in
LED Type	SMD 2835+SMD 3014
LED Number	20
F Mark	

Gear	
Gear Type	Led Driver

Input Voltage	220-240V
50 Hz	Yes
60 Hz	Yes
Power(Watts)	3W
Constant Current	Yes
IP Rating	IP20
Safety Class	
Dimmable	No
Housing Material	Plastic
Output Terminal	Connector
Battery Capacity	1500mAh
Battery Voltage	3,2V
Operation Time	3Hrs
Charging Time	24Hrs
Maintained	Yes
Non Maintained	Yes

Packing Info

Box Weight	0.750kg
Pcs/Carton	10
Barcode	5291889075714
HS Code	9405114090

Certification & Warranty

switch to
one light!

one
LIGHT

